

THIRD PARTY EVALUATION OF

**“
SCHEME ASSISTANCE TO
STATES & UTs UNDER
NARCOTICS CONTROL”**



DR. SURABHI PANDEY

INDIAN INSTITUTE OF PUBLIC ADMINISTRATION

Interim Report on

“Third Party Evaluation of “Scheme Assistance to States & UTs under Narcotics Control”

Project Head

Dr. Surabhi Pandey

Research Officers

Yumna Jamal
Ayush Negi
Shipra Bali



सत्यमेव जयते
Ministry of Home Affairs

Sponsored by

Narcotics Control Bureau
Ministry of Home Affairs
Government of India



Conducted by

Indian Institute of Public Administration
New Delhi- 110002

ACKNOWLEDGEMENT



We express our deep gratitude and thanks to Narcotics Control Bureau, MHA, Government of India, for entrusting IIPA with the assignment of conducting Third-Party Evaluation of the “Third Party Evaluation of Scheme Assistance to States & UTs under Narcotics Control.”

IIPA is highly in awe of Mr. Rakesh Asthana (Director General of NCB), Deputy Director Generals of NCB, Mr. Sachin Jain, Mr. Sanjay Kumar Singh, Mr. Mutha Ashok Jain, Mr. Gyaneshwar Singh and Deputy Director P&C Shri Vijindra Singh.

We express our special thanks to Mr. Vikas Kumar and Mr. Praneet Sarma for providing their generous support and cooperation throughout the study.

Special thanks to Registrar, IIPA for his guidance and extending all administrative support throughout the project.

Sincere thanks to the Project Coordinator Dr.Surabhi Pandey, Assistant Professor, IIPA for the excellent execution of the project study.

Finally, thanks to the Research Officer, Ms. Yumna Jamal, Mr. Ayush Negi and Research Assistant, Ms. Shipra Bali for constantly assisting, as well as sincerely sharing all the responsibilities involved in the timely conduct and completion of this pioneer study.

Shri S N Tripathi, IAS
(Retd.)
Director General, IIPA

TABLE OF CONTENTS

1. ACKNOWLEDGEMENT	3
2. TABLE OF CONTENTS	6
3. LIST OF TABLES	8
4. LIST OF GRAPHS	9
5. LIST OF FIGURE	10
6. LIST OF PIE CHARTS	11
7. LIST OF MAPS	12
8. LIST OF ABBREVIATIONS AND ACRONYMS	15
9. EXECUTIVE SUMMARY	19
9.1 TERMS OF REFERENCE	20
9.2 ABOUT NARCOTICS CONTROL BUREAU	21
9.3 NATURE OF ASSISTANCE PROVIDED UNDER THE SCHEME	22
9.4 OBJECTIVE OF THE STUDY	23
9.5 PARAMETERS OF EVALUATION OF PERFORMANCE OF THE SCHEME	24
9.6 DATA COLLECTION	25
9.7 SALIENT FINDINGS FROM DATA ANALYSIS	26
9.8 SUGGESTIONS BY BENEFICIARIES	28
9.9 RECOMMENDATIONS	29
10. INTRODUCTION	30
10.1 ABOUT NCB	31
10.2 ABOUT 'ASSISTANCE TO STATES FOR THE NCB' SCHEME	32
10.3 THE PROBLEM OF DRUGS IN INDIA	33
10.4 DRUG ABUSE AND DEMAND REDUCTION.....	35
11. METHODOLOGY	40
11.1 OBJECTIVE OF THE STUDY	41
11.2 SAMPLING	42
11.3 DATA COLLECTION.....	43
12. DATA ANALYSIS AND FINDINGS	44
13. EQUIPMENT'S ALLOTTED TO NCB FROM ALL STATE	46

TABLE OF CONTENTS

13.1. DATA ANALYSIS AND FINDINGS	55
13.2. EQUIPMENT'S ALLOTTED TO NCB FROM ALL STATE	98
14. SUGGESTIONS FROM BENEFICIARIES/STAKEHOLDERS	105
15. RECOMMENDATIONS:	107
15.1 FRONT END DESIGN SUGGESTIONS	111
16. ANNEXURES	115
17 BIBLIOGRAPHY	124

LIST OF TABLES

- TABLE 1: COMPREHENSIVE FUND RELEASE TO ALL STATES FROM 2017-18, 2018-19 & 2019 & 2020**
- TABLE 2: COMPREHENSIVE FUND RELEASE TO ALL STATES FROM 2017-20 IN GROSS PERCENTAGE**
- TABLE 3: 3 YEAR (2017-20) GROSS PERCENTAGE OF FUNDS ALLOCATION**
- TABLE 4: FUND RELEASE OF NORTHERN STATES FROM 2017-18, 2018-19 & 2019 & 2020**
- TABLE 5: NORTHERN STATES ALLOCATED FUND (PERCENTAGE-WISE)**
- TABLE 6: FUND RELEASE TO CENTRAL STATES FROM 2017-18, 2018-19 & 2019 & 2020**
- TABLE 7: CENTRAL STATES ALLOCATED FUND (PERCENTAGE-WISE)**
- TABLE 8: FUND RELEASE TO NORTH-EAST STATES FROM 2017-18, 2018-19 & 2019 & 2020**
- TABLE 9: ALLOCATED FUND TO NORTH-EAST STATES (PERCENTAGE-WISE)**
- TABLE 10: FUND RELEASE TO SOUTHERN STATES FROM 2017-18, 2018-19 & 2019 & 2020**
- TABLE 11: ALLOCATED FUND TO SOUTHERN STATES (PERCENTAGE-WISE)**
- TABLE 12: LIST OF CORRESPONDING STATES**

LIST OF GRAPHS

GRAPH 1: COMPREHENSIVE FUND RELEASE TO ALL STATES/UTS FROM 2017-20

GRAPH 3: THREE YEAR (2017-20) GROSS PERCENTAGE OF FUNDS ALLOCATION

GRAPH 5: FUND ALLOCATION TO THE NORTHERN STATES OF INDIA

GRAPH 7: FUND ALLOCATION TO THE CENTRAL STATES OF INDIA

GRAPH 8: FUND ALLOCATION TO THE CENTRAL STATES (PERCENTAGE-WISE)

GRAPH 9: FUND ALLOCATION TO THE NORTH EASTERN STATES OF INDIA

GRAPH 11: ALLOCATED FUND TO THE NORTH-EAST STATES (PERCENTAGE-WISE)

GRAPH 13: FUND ALLOCATION TO THE SOUTHERN STATES OF INDIA

GRAPH 14: ALLOCATED FUND TO THE SOUTHERN STATES (PERCENTAGE-WISE)

GRAPH 15: FUND RELEASED UNDER THE SCHEME ASSISTANCE TO STATES (2017-2020)

GRAPH 17: UNSPENT AMOUNT OF ALL STATES/UTS (2017-20)

GRAPH 19: GRAPHICAL REPRESENTATION OF NCB RESPONSE ON THE EQUIPMENT (2017-20)

**GRAPH 21: TREND ANALYSIS OF THE SEIZURE DATA RECEIVED BY DIFFERENT STATES 2019-21
(HIMACHAL PRADESH)**

**GRAPH 21(1): TREND ANALYSIS OF THE SEIZURE DATA RECEIVED BY DIFFERENT STATES 2017-20
(MIZORAM)**

**GRAPH 21(2): TREND ANALYSIS OF THE SEIZURE DATA RECEIVED BY DIFFERENT STATES 2018-20
(ANDHRA PRADESH)**

GRAPH 21(3): TREND ANALYSIS OF THE SEIZURE DATA RECEIVED BY DIFFERENT STATES 2017-20

LIST OF FIGURES

FIGURE 1- RESPONSES BY STATES ON THE BENEFITS OF SCHEME.

FIGURE 2- RESPONSES BY STATES ON COORDINATION WITH OTHER STATES FOR THE MOVEMENT OF DRUGS.

FIGURE 3- RESPONSES BY STATES ON CURRENT STATUS OF NARCOTICS IN THEIR STATES.

FIGURE 4- RESPONSES BY STATES ON THE TREND WITNESSED BY THEM ON DRUG ABUSE AFTER THE RELEASE OF FINACIAL ASSISTANCE BY NCB AND MHA.

FIGURE 5- RESPONSES BY STATES ON STRENGTHENING OF THEIR ENFORCEMENT ACTIVITIES IN TERMS OF NARCOTICS CONTROL.

FIGURE 6- RESPONSES BY STATES ON THE PRESENCE OF ANY OTHER SCHEME IN THEIR STATES FOR THE NARCOTICS CONTROL.

FIGURE 7- RESPONSES BY STATES ON THE PRESENCE OF FORENSIC CHEMICAL LABORATORIES IN THEIR STATES.

FIGURE 8- RESPONSES BY STATES ON THE SUBMISSION F ANNUAL PERFORMANCE REPORT.

FIGURE 9- RESPONSES BY STATES ON THE SUFFCIENCY OF PROVIDED FUNDS BY NARCOTICS CONTROL BUREAU.

FIGURE 10- RESPONSES BY STATES ON THE OF SUBMISSION OF UC .

FIGURE 11- RESPONSE BY STATES ON MAINTAINING OF AUDIT CERTIFICATE.

FIGURE 12- RESPONSES BY THE STATES ON THE USE OF SOCIAL MEDIA PLATFORM FOR AWARENESS.

FIGURE 13- RESPONSES BY STATES ON WHETHER THEY ARE FACING ISSUES WITH THE PROVISION OF NDPS ACT IMPLEMENTATION IN THEIR STATES.

FIGURE 14 -RESPONSES BY STATES ON THEIR STATES ACHIEVING THE OBJECTIVE OF CHECKING THE GROWTH OF ILLICIT DRUGS TRAFFICKING.

FIGURE 15 -RESPONSES BY STATES ON ANY SUGGESTION FOR THE SCHEME.

LIST OF FIGURES

FIGURE 17 -RESPONSES BY STATES ON THE SCHEME HELPING IN PROCURING THE INFRASTRUCTURE TO CONTROL ILLICIT TRAFFICKING OF DRUGS.

FIGURE 18- RESPONSES BY STATES ON AWARENESS CAMPAIGNS ON DRUG ABUSE.

FIGURE 19 -RESPONSES BY STATES ON SUFFICIENT HEALTH INFRASTRUCTURE FOR ADDICTION OF DRUGS IN THEIR STATES.

FIGURE 20 -RESPONSES BY STATES ON REHABILITATION PROGRAMME.

FIGURE 21 -RESPONSES BY THE STATES ON SEIZE PSYCHOTROPIC' S SUBSTANCES IN THEIR STATES.

FIGURE 22 -RESPONSES BY THE STATES ON CONDUCTING OF JOINT SEARCH OPERATIONS WITH OTHER STATES TO CHECK ILLEGAL SUPPLY OF DRUGS.

FIGURE 23 -RESPONSES BY THE STATES ON AGE GROUP OF DRUG ADDICTS CAUGHT WITH DRUGS IN THEIR STATES.

FIGURE 24 -RESPONSES BY THE STATES ON TRAINING OF DOCTORS TO TREAT THE DRUG ADDICTION.

FIGURE 25 -RESPONSES BY THE STATES ON FORFEITED OF ANY ILLEGAL ACQUIRED PROPERTY OF DRUGS TRAFFICKING.

FIGURE 26- RESPONSES BY THE STATES ON MAINTAINING A DATABASE OF DRUGS ADDICTION AND DRUG SMUGGLERS.

LIST OF PIE CHARTS

FIGURE 1- RESPONSES BY STATES ON SCHEME BENEFICIAL FOR THEIR STATES.

FIGURE 2- RESPONSES BY THE STATES ON COORDINATION WITH OTHER STATES FOR THE MOVEMENT OF DRUGS.

FIGURE 3- RESPONSES BY THE STATES ON CURRENT STATUS OF NARCOTICS IN THEIR STATES.

FIGURE 4- RESPONSES BY THE STATES TREND WITNESSED IN THEIR STATES ON DRUG ABUSE AFTER RELEASE OF ASSISTANCE BY NCB AND MHA.

FIGURE 5- RESPONSES BY THE STATES ON STRENGTHENING OF THEIR ENFORCEMENT ACTIVITIES IN TERMS OF NARCOTICS CONTROL.

FIGURE 6- RESPONSES BY THE STATES ON ANY OTHER SCHEME IN THEIR STATES FOR THE NARCOTICS CONTROL.

FIGURE 7- RESPONSES BY THE STATES ON FORENSIC CHEMICAL LABORATORIES IN THEIR STATES.

FIGURE 8- RESPONSES BY THE STATES ON SUBMISSION OF ANNUAL PERFORMANCE REPORT.

FIGURE 9- RESPONSES BY THE STATES ON PROVIDING FUNDS SUFFICIENT FOR THE NARCOTICS CONTROL.

FIGURE 10- RESPONSES BY THE STATES ON SUBMISSION OF UC.

FIGURE 11- RESPONSE BY THE STATES ON MAINTAINING OF AUDIT CERTIFICATE.

FIGURE 12- RESPONSES BY THE STATES ON THE USE OF SOCIAL MEDIA PLATFORM FOR AWARENESS.

LIST OF MAPS

FIGURE 2: GRAPHICAL REPRESENTATION OF THE COMPREHENSIVE FUNDS FROM THE YEAR 2017-2018

FIGURE 2(1): GRAPHICAL REPRESENTATION OF THE COMPREHENSIVE FUNDS FROM THE YEAR 2018-2019

FIGURE 2(2): GRAPHICAL REPRESENTATION OF THE COMPREHENSIVE FUNDS FROM THE YEAR 2019-2020

FIGURE 16: HIGHEST COMPREHENSIVE FUND RECEIVED IN 2017-18

FIGURE 16(1): HIGHEST COMPREHENSIVE FUND RECEIVED IN 2018-19

FIGURE 16(2): HIGHEST COMPREHENSIVE FUND RECEIVED IN 2019-20

FIGURE 16(3): TOTAL UNSPENT AMOUNT FROM ALL STATES FROM 2017-20

FIGURE 22: GRAPHICAL REPRESENTATION OF OPIUM IN STATES

FIGURE 23: GRAPHICAL REPRESENTATION OF HEROINE IN STATES

FIGURE 24: GRAPHICAL REPRESENTATION OF GANJA IN STATES

FIGURE 25 : GRAPHICAL REPRESENTATION OF ILLEGAL DRUGS AROUND WORLD.

LIST OF ABBREVIATIONS AND ACRONYMS

NCB: Narcotic Control Bureau

EC: Empowered Committee

MHA: Ministry of Home Affairs

SAC: State Action Plan

UC: Utilization Certificate

AC: Audit Certificate

GFR: Government Finance Report

IS-2: Internal Security Division 2

ANTF: Anti-Narcotics Task Force

UTs: Union Territories

PFMS: Public Fund Management System

IIPA: Indian Institute of Public Administration

R&D: Research and Development

CBN: CENTRAL BUREAU OF NARCOTICS

INCB: International Narcotics Control Board

UNODC: United Nations Office on Drugs and Crime

CEIB: Central Economic Intelligence Bureau

NGOs: Non-Governmental Organizations



EXECUTIVE SUMMARY

EXECUTIVE SUMMARY

Narcotics Control Bureau (NCB), Ministry of Home Affairs, Government of India entrusted Indian Institute of Public Administration with Third Party Evaluation of its “Scheme for Assistance to States & UTs for Narcotics Control” for continuance during next finance commission cycle.

The terms of reference for this evaluation study, as mandated are as below:

TERMS OF REFERENCE

1. Performance of the scheme,
2. Evaluation based on the following parameters:
 - i. Implementation mechanism and progress,
 - ii. Achievement of deliverables,
 - iii. Need for extension of the implementation period and required time frame,
 - iv. Coverage of beneficiaries,
 - v. Training/Capacity building of administrators/facilitators,
 - vi. IEC activities,
 - vii. Assets/ Service creation & its maintenance plan,
 - viii. Key Bottlenecks & Challenges.
 - ix. Vision for the future, and
 - x. Recommendations and suggestions.

ABOUT NARCOTICS CONTROL BUREAU

- The Narcotics Control Bureau (NCB) being the national nodal agency for drug administration processes the requests from State Governments/UTs for financial assistance for improving their enforcement capabilities in dealing with the supply side of the drug menace.
- Narcotics Control Bureau (NCB) was constituted by the Government of India in 1986 under the Narcotic Drugs and Psychotropic Substances Act, 1985. Narcotics Control Bureau was set up on 17 March 1986 with the mandate to effectively prevent and combat abuse of Narcotics Drugs and Psychotropic Substances and their illicit traffic along with coordination with other Ministries and State Agencies on matters related to drug abuse and trafficking.
- Further, NCB assists in processing and monitoring Central Assistance to States in augmenting drug enforcement capabilities.
- Narcotics Control Bureau through its scheme, referred to as "Scheme for Assistance to States & UTs for Narcotics Control" has been contributing towards eradicating the menace of drug from the country with active cooperation from all the States and UTs.

NATURE OF ASSISTANCE PROVIDED UNDER THE SCHEME

ASSISTANCE IS PROVIDED IN KIND FOR THE FOLLOWING EQUIPMENT

- | | |
|--|---|
| i. Surveillance equipment. | iv. Computers and their accessories. |
| ii. Laboratory equipment | v. Fax machine and photocopies |
| iii. Vehicles for patrolling/surveillance. | vi. Other equipment useful for enforcement. |

NATURE OF ASSISTANCE PROVIDED UNDER THE SCHEME

- The above requirement of the States, which submit their proposals, is examined by the 'Empowered Committee' constituted especially in the Union Home Ministry for the purpose. The scheme does not provide for assistance to meet recurring expenditure and therefore, is one time grant only with no matching assistance required.
- Assistance will be provided only to cells / units which are exclusively engaged with drug law enforcement. The assistance received is not to be diverted for other purpose.
- Assistance will also be provided for special projects falling within the mandate of NCB. The special projects would be those relating to non-enforcement activities. An example would be alternative development programmes in states, which have perennial problem of illicit cultivation.
- NCB would aid with cultivation of agricultural products like cash crop, fruit crops and as such similar ventures which shall motivate cultivators to shift from illicit cultivation to other activities. Such proposals shall be mooted by the State Governments. As a National Nodal Agency, NCB shall encourage and support such programmes/activities which shall help in supply reduction.

OBJECTIVE OF THE STUDY

The main objective of the study is to carry out a comprehensive evaluation of the Scheme "Assistance to States/UTs under Narcotics Control" covering the following parameters:

- To assess if the scheme has achieved its desired level of coverage and evaluate the performance of the scheme
- To determine the financial allocation and fund utilization under the scheme.
- To analyse the achievements and contributions of the scheme in fulfilling the developmental needs of the States/UTs with special focus on those regions that are fraught with the increased drug menace
- To assess the problems/bottlenecks challenges faced during the implementation of the scheme
- To provide further suggestions and recommendations to ensure greater efficacy and impact of the scheme

PARAMETERS OF EVALUATION OF PERFORMANCE OF THE SCHEME

Based on the objectives of the evaluation study, the following parameters have been laid down which are as under:

- Impact of the Scheme “Assistance to States/UTs under Narcotics Control” on the production and distribution of illicit drugs.
- Appropriateness of designing the components of the scheme under which financial assistance is provided to the States/UTs.
- Appropriateness of funding under the scheme.
- Present Status of the anti-drug trafficking mechanism of the States/UTs and their coverage.
- Impact assessment of the Scheme.
- Overall performance of the Scheme since its inception.
- Issues and Challenges during the implementation of the Scheme.
- Suggestions and Recommendations by the stakeholders (States/UTs).

DATA COLLECTION

The data was collected through discussions on Agenda Points and questionnaires administered to NCB officials. A National E-Conference to discuss the modalities and achievement of States/UTs in administering the scheme of NCB was organized where the stakeholders interacted with the IIPA Study Team. Further, a Google Form was devised and sent to the beneficiaries of the scheme.

SALIENT FINDINGS FROM DATA ANALYSIS

- There is no uniformity in terms of fund allocation across the states under the scheme. No state/UT has been awarded the same amount in the last three years. A great degree of variation in fund allocation is evident from the data.
- For a better understanding of the data, it is important to compartmentalize the States/UTs into different regions based on the geographical location.
- Mizoram is the recipient of the highest consolidated fund in the last year (2017-20) with the amount of ₹ 18,707,000. Jharkhand presents a grim picture with no fund allocated by NCB in 2017-20.
- Arunachal Pradesh is the state with the highest unspent amount for the year 2017-20. The state has the highest due amount of ₹ 1,36,34,512.
- The northern region comprises of the UT of Jammu and Kashmir, states of Himachal Pradesh, Uttarakhand, Uttar Pradesh, Rajasthan, Bihar, Jharkhand and Punjab. It has been apparent from the data that Jharkhand has not been provided with any kind of funds for the last three years. The UT of Jammu and Kashmir has received comparatively less funds, Himachal Pradesh has given provided with the maximum funds in the last three years.
- Out of the 9 northern states, Punjab received the highest fund with Rs.4243500 and covering 32% of the total in 2017-18 followed by Himachal Pradesh for the two consecutive years. **Himachal Pradesh stands out as the lone northern state that received financial assistance regularly under the Scheme. However, among the northern states Jharkhand has not been awarded financial assistance by NCB from 2017 to 2020.**
- The central region comprises of Gujarat, Madhya Pradesh, Maharashtra, Chhattisgarh, Odisha and West Bengal.
- It has been apparent from the data that only Karnataka has been provided with funds consistently. Tamil Nadu, Andhra Pradesh and Kerala have been awarded with funds by NCB only once in the last three years (2018-20)
- **Out of the 6 central states, West Bengal received the highest fund with ₹4,363,587 covering 32% of the total followed by Maharashtra for the two consecutive years.** Among the central states/UTs of the country, Gujarat has been given the lowest fund by NCB in the last three years. Madhya Pradesh was awarded funds once, followed by Chhattisgarh. West Bengal and Maharashtra are the states that received funds twice in the last three years.
- The north-eastern region comprises of Assam, Arunachal Pradesh, Meghalaya, Mizoram, Manipur, Nagaland, Sikkim and Tripura.
- **Out of the 8 north-eastern states, Mizoram received the highest fund with ₹3,972,000 covering 28% of the total in 2017-18, Sikkim received the highest in 2018-19 ₹6,499,995 covering 30% of the total. Mizoram received highest fund in 2019-20 with ₹11,176,000 covering 40% of the total fund allocated to the north-eastern region.**

SALIENT FINDINGS FROM DATA ANALYSIS

- It is observed that Mizoram has been given the maximum funds in the last three years whereas Assam received funds once in the last three years, the state was awarded the lowest fund by NCB under the scheme.
- The southern region comprises of Andhra Pradesh, Karnataka, Kerala, Tamil Nadu and Telangana. Telangana has **received the highest fund in the year 2017-18 with the amount of Rs.45,62,700. Telangana outshines all the southern states in terms of funds allocation, the state has been provided with the maximum fund.**
- Out of the 5 southern states, Telangana received the highest in 2017-18 with an amount of Rs. 4,562,700 covering 35% of total funds received. However, in 2018-19, Karnataka received the highest fund of Rs. 1,328,809 covering 57% of the total funds. In 2019-20 Telangana received the highest fund of Rs.4,284,920 covering 84% of the total of 5 states in the southern region.
 - Out of the 5 southern states, Telangana received the highest in 2017-18 with an amount of ₹ 4,562,700 covering 35% of total funds received. However, in 2018-19, Karnataka received the highest fund of Rs. 1,328,809 covering 57% of the total funds. In 2019-20 Telangana received the highest fund of Rs.4,284,920 covering 84% of the total of 5 states in the southern region.
- **Out of the 6 central states, West Bengal received the highest fund with ₹4,363,587 covering 32% of the total followed by Maharashtra for the two consecutive years.** Among the central states/UTs of the country, Gujarat has been given the lowest fund by NCB in the last three years. Madhya Pradesh was awarded funds once, followed by Chhattisgarh. West Bengal and Maharashtra are the states that received funds twice in the last three years.
- **Out of the 8 north-eastern states, Mizoram received the highest fund with ₹3,972,000 covering 28% of the total in 2017-18, Sikkim received the highest in 2018-19 ₹6,499,995 covering 30% of the total. Mizoram received highest fund in 2019-20 with ₹11,176,000 covering 40% of the total fund allocated to the north-eastern region.**
- It is observed that Mizoram has been given the maximum funds in the last three years whereas Assam received funds once in the last three years, the state was awarded the lowest fund by NCB under the scheme.
- The southern region comprises of Andhra Pradesh, Karnataka, Kerala, Tamil Nadu and Telangana. Telangana has received the highest fund in the year 2017-18 with the amount of Rs.45,62,700. Telangana outshines all the southern states in terms of funds allocation, the state has been provided with the maximum fund.
- Out of the 5 southern states, Telangana received the highest in 2017-18 with an amount of Rs. 4,562,700 covering 35% of total funds received. However, in 2018-19, Karnataka received the highest fund of Rs. 1,328,809 covering 57% of the total funds. In 2019-20 Telangana received the highest fund of Rs.4,284,920 covering 84% of the total of 5 states in the southern region.

SUGGESTIONS BY BENEFICIARIES

- The Scheme of Assistance to States and UTs under Narcotics Control is a highly beneficial for the states/UTs. Thus, the beneficiaries strongly support continuation of the scheme.
- The Scheme has done justice to most of the States/UTs in terms of financial assistance given to them to eradicate and control drug menace in their respective states. However, few states feel that the financial assistance may be increased so that they have better resources at their disposal to deal with the ever-changing problem of drugs trafficking that had taken a digital face in the modern era (dark-web).
- North-eastern states may be given more financial assistance as compared to other states. However, these states are geographically located at critical terrain areas where drugs are easily accessible. For example, Mizoram and Manipur are the hotspots of drugs trafficking due to porous borders of these states. Large scale foreign infiltration into these states also contributes to the problem.
- Police patrolling and monitoring may get enhanced in the difficult terrains of the North-east to check drugs trafficking.
- States and UTs receiving financial assistance under the scheme must take up the call on enhancing awareness about drugs abuse and also run awareness campaigns at large scale in all the educational institutions in their respective states.
- States must enhance joint-patrolling exercises with each other to evolve close cooperation and coordination to check and control the movement of drugs from one state to another.
- States must evolve a mechanism to regularly prosecute the cases of drugs trafficking and drugs abuse.
- States can closely collaborate with the Social Justice Department of their respective state to deal with the issue of rehabilitation of the drugs victims.
- States are more concerned and confused about the Audit Certificate that is required after the funds are allocated by the states on the enforcement and non-enforcement activities taken under the Narcotics Control Scheme. States should be given clear guidelines by the NCB on where to get the Audit Certificate-whether from state government or from a private organisation.
- Moreover, states zonal meetings can be organized by NCB to arrive at mutual decisions to stop the supply of drugs from one state to another. For this, NCB may divide the States/UTs into different zones and to facilitate zonal meetings in a time bound manner to enhance interstate coordination to illicit the drug trafficking between the states.

RECOMMENDATIONS

•Scheme to be continued

IIPA recommends continuation of the Scheme for Assistance to States & UTs for Narcotics Control because it is the flagship scheme aimed to prevent and combat abuse and illicit traffic of drugs with the financial help provided by the Centre to States/UTs. The Scheme underlines our country’s commitment to eradicate illicit drugs, their trafficking and to promote safe drugs meant for public welfare.

•Provision for Advanced Forensic Tools

India is one of the main sources of psychotropic substances sold through illegal Internet pharmacies. NCB may consider appropriate ways to crack down on “dark web” operating with crypto-currency. Hence, we recommend advanced forensic tools for dark web scanning and anonymous browsing/surfing.

•Streamlining of statistics

NCB may consider strengthening the coordination with states. The mechanism of collection of statistics on legitimate manufacture, trade, use, consumption and stocks of narcotic drugs, psychotropic substances and precursors may be strengthened and streamlined.

•Increase reliance on PFMS

Narcotics Control Bureau may consider aligning the disbursement of funds through the Public Financial Management System (PFMS) and states/UTs may also come forward to manage the financial assistance through PFMS.

•Involvement of NGOs and civil society

NGOs constitute the main arm in the society facilitating social change, NGOs like Kripa Foundation may be roped in by NCB to spread awareness on the illicit drugs.

•Unspent amount may be surrendered by the States/UTs

States may submit their Utilization Certificate of the funds to Narcotics Control Bureau. This will ensure transparency and accountability on the part of the states. Importantly, states with unspent or unused amount may surrender the amount to NCB and go for fresh application.

•Reliance on technical surveillance

More focus should be given by NCB to enable states/UTs to procure technical equipment under the scheme like drones for monitoring cultivation in forest areas, night-vision cameras, sophisticated CCTV cameras, modern sophisticated weapons like hand-held contraband detector to check the presence of drugs.

RECOMMENDATIONS

•PMU in place

A Project Monitoring Unit (PMU) will ensure proper monitoring of the activities undertaken by the States and UTs in compliance with the directives of the Narcotics Control Bureau under the scheme. Without regular monitoring the scheme will wither away. Thus, a PMU is the need of the hour.

•Auditing to be made easy

Auditing mechanism mandated by NCB after funds getting disbursed to the States/UTs may need to be simplified and coded out clearly by NCB as the beneficiaries of the Scheme (States/UTs) find it difficult to process the auditing mechanism.

•Submission of Annual Performance Reports by States/UTs

As a natural corollary to bring about transparency in funds utilization, States/UTs may be asked by NCB to file their Annual Performance Report every year, thus enabling NCB to monitor the real progress of the Scheme on a regular basis.

•Portal for States Performance Activities

NCB may create an interactive dashboard and a dedicated portal where the States/UTs can upload their annual performance reports, Audit Certificates, Utilization Certificates, achievements and other related data for better coordination and monitoring.

•Ranking of States and Zones

To encourage competitiveness under the scheme, NCB may start with ranking of states in terms of funds utilization and accordingly reward the best performing State/UT based on few parameters like the fund utilization, Annual Performance Report filing, instances of seizure of illicit drugs, awareness programmes, number of rehabilitations programme, enforcement and coordination for drugs trafficking etc.

•Border States deserve more fund allocation

The northern region of J&K, Uttarakhand should be given more funds. Kashmir has been through the two decades of turmoil that resulted in an increase of psychiatric illness and psychosocial disturbances. A number of psychiatric problems have emerged like Depression, OCD, PTSD, Drug Addiction, etc. Specifically, Punjab is near to the Golden Crescent, thus, it should be allocated more funds. Similarly, Mizoram, the north-eastern state that has been worst affected by illicit drugs should continue receiving large share from the pool of funds.

•Focus on destroying cultivation of harmful crops

Some states have large chunks of plant-based drugs like cannabis in Odisha, Bihar, Jharkhand and north-eastern states. NCB may consider coordinating with the State Governments of these states and expedite the destruction of cannabis cultivation with proper procedure.



INTRODUCTION

INTRODUCTION

India has been a traditional consumer of opium and various cannabis derivatives (bhang, marijuana/ganja and hashish). These narcotics were mostly consumed for medicinal purposes, for recreation or during religious and social ceremonies. Earlier, almost all the demands for these drugs were met locally. Only a small quantity of hashish was smuggled in from Nepal and Pakistan. Since the country had a long tradition of narcotics consumption, albeit at low levels, the smuggling of hashish from across the borders, which was in any case far too less a quantity, did not evince any alarm. However, in the early 1980s, in the wake of the inflow of heroin, which has widespread and disastrous consequences, drug trafficking became an issue of concern. In subsequent years, the large scale availability of synthetic and medicinal drugs and their abuse have added new dimensions to the concerns about drug trafficking.

The abuse of drugs like ganja, hashish, opium and heroin are becoming highly prevalent in the country day by day leading to socio-economic problems in the society. The pharmaceutical preparations, specifically, buprenorphine, codeine-based cough syrups and painkillers like portion have also assumed serious proportions. In certain regions of the country, drug abuse has already become a severe socio-economic problem affecting the vulnerably age groups. It is, therefore, essential that State Governments/UTs are aware of the drug related problems in their States/UTs and address them in an effective manner before they assume epidemic proportions.

With the same objective, the Government of India introduced a scheme called as 'Assistance to States and UTs for Narcotics Control' Scheme. Under this scheme, the Union government, essentially, aims to fund State Governments to strengthen their enforcement capabilities vis-à-vis combating illicit trafficking of Narcotics Drugs and Psychotropic Substances.

The Government believes in addressing the problem of substance abuse in its totality. This includes creating awareness, early identification, treatment and rehabilitation and sustained follow-up care. Further, the Government is of the view that substance abuse is a psycho social medical problem which can be best addressed through state intervention and community based interventions.

1 <http://narcoticsindia.nic.in/>

1 <http://narcoticsindia.nic.in/>

1 <http://narcoticsindia.nic.in/>

ABOUT NCB

The National Policy on Narcotic Drugs and Psychotropic Substances is based on the Directive Principles, contained in Article 47 of the Indian Constitution, which direct the State to endeavour to bring about prohibition of the consumption, except for medicinal purposes, of intoxicating drugs injurious to health. The government's policy on the subject which flows from this constitutional provision is also guided by the international conventions on the subject. India is a signatory to the single Convention on Narcotic Drugs 1961, as amended by the 1972 Protocol, the Conventions on Psychotropic Substances, 1971 and the United Nations Convention against Illicit Traffic in Narcotic Drugs and Psychotropic Substances, 1988.

The broad legislative policy is contained in the three Central Acts, viz. Drugs and Cosmetics Act, 1940, The Narcotic Drugs and Psychotropic Substances Act, 1985, and The Prevention of Illicit Traffic in Narcotic Drugs and Psychotropic Substances Act, 1988. The responsibility of drug abuse control, which is a central function, is carried out through a number of Ministries, Departments and Organizations. These include the Ministry of Finance, Department of Revenue which has the nodal co-ordination role as administrator of the Narcotic Drugs and Psychotropic Substances Act, 1985 and the Prevention of Illicit Traffic in Narcotic Drugs and Psychotropic Substances Act, 1988. The Narcotic Drugs and Psychotropic Substances Act, 1985 which came into effect from the 14th November, 1985 made an express provision for constituting a Central Authority for the purpose of exercising the powers and functions of the Central Government under the Act.²

In presence of this provision, the Government of India constituted the NARCOTICS CONTROL BUREAU on the 17th of March, 1986. The Bureau, subject to the supervision and control of the Central Government, is to exercise the powers and functions of the Central Government for taking measures with respect to :

1 <http://narcoticsindia.nic.in/>

1 <http://narcoticsindia.nic.in/>

1 <http://narcoticsindia.nic.in/>

ABOUT NCB

- Coordination of actions by various offices, State Governments and other authorities under the N.D.P.S. Act, Customs Act, Drugs and Cosmetics Act and any other law for the time being in force in connection with the enforcement provisions of the NDPS Act, 1985.
- Implementation of the obligation in respect of counter measures against illicit traffic under the various international conventions and protocols that are in force at present or which may be ratified or acceded to by India in future.
- Assistance to concerned authorities in foreign countries and concerned international organizations to facilitate coordination and universal action for prevention and suppression of illicit traffic in these drugs and substances.
- Coordination of actions taken by the other concerned Ministries, Departments and Organizations in respect of matters relating to drug abuse.

The Narcotics Control Bureau was set up as apex drug law enforcement agency with view to coordinate actions of various central/state agencies in the matters related with drug law in the country. India is signatory to various international drug related UN conventions and the responsibility of implementation of the provision of these international conventions also lies with NCB.

The Narcotics Control Bureau is the apex coordinating agency. It also functions as an enforcement agency through its zones and sub-zones. Zones located at Ahmedabad, Bangalore, Chandigarh, Chennai, Delhi, Guwahati, Indore, Jammu, Jodhpur, Kolkata, Lucknow, Mumbai, and Patna. Sub-zones located at Ajmer, Amritsar, Bhubaneswar, Dehradun, Goa, Hyderabad, Imphal, Mandasaur, Madurai, Mandi, Raipur, Ranchi and Thiruvananthapuram.

The zones and sub-zones collect and analyze data related to seizures of narcotic drugs and psychotropic substance, study trends, modus operandi, collect and disseminate intelligence and work in close cooperation with the Customs, State Police and other law enforcement agencies.

3 <http://narcoticsindia.nic.in/>

4 <http://narcoticsindia.nic.in/>

5 <http://narcoticsindia.nic.in/>

ASSISTANCE TO STATES FOR THE NARCOTICS

NCB has multiple tasks of enforcement, collection of intelligence coordination with State enforcement agencies, international cooperation on drug control and also coordination with other Ministries like Family Welfare, Health, Social Welfare and other departments dealing with de-addiction and rehabilitation of victims.

The Scheme aims to assist State Government/UTs who are contributing to controlling the inter-State and cross-border drug trafficking by strengthening their enforcement capabilities. The strategies would include both supply reduction and demand reduction. Supply reduction would include enforcement activities while reduction would involve rehabilitation and de-addiction measures. To achieve these objectives, financial assistance is provided to all the states' nodal agencies for strengthening their enforcement capabilities in combating illicit trafficking in narcotics drugs and psychotropic substances.

Also, financial assistance is accorded towards purchase of equipment viz. surveillance equipment, laboratory equipment, vehicles for patrolling/surveillance, computers & accessories, fax machines & photocopiers, training equipment and other aids; and miscellaneous equipment intended for enforcement.

Narcotic Drugs and Psychotropic Substances have several medical and scientific uses. However, they can be and are also abused and trafficked. India's approach towards Narcotic Drugs and Psychotropic Substances is enshrined in Article 47 of the Constitution of India which mandates that the 'State shall endeavour to bring about prohibition of the consumption except for medicinal purposes of intoxicating drinks and of drugs which are injurious to health'. The same principle of preventing use of drugs except for medicinal use was also adopted in the three international conventions on drug related matters, viz., Single Convention on Narcotic Drugs, 1961, Convention on Psychotropic Substances, 1971 and the UN Convention against Illicit Traffic in Narcotic Drugs and Psychotropic Substances, 1988. India has signed and ratified these three conventions. India's commitment to prevention of drug abuse and trafficking predates the coming into force of the three conventions.

The Narcotic Drugs and Psychotropic Substances (NDPS) Act, 1985 was framed taking into account India's obligations under the three UN drug Conventions as well as Article 47 of the Constitution. This Act prohibits, except for medical or scientific purposes, the manufacture, production, trade, use, etc. of narcotic drugs and psychotropic substances.

Unlike the earlier Opium Acts and the Dangerous Drugs Act which it replaced, the NDPS Act has given the power of enforcement to various central and state law enforcement agencies, thus spreading the net of law enforcement far and wide. It is also possible for the central and State Governments to notify any new class of officers of any department to enforce. The NDPS Act divides the powers and responsibility of regulation of licit activities.

FINANCIAL OVERLAY

a) Year of Commencement: 2004

b) Financial Assistance: Assistance to States for Narcotics Control Scheme was Launched by the Ministry of home affairs on 24th October 2004 with an estimated budget of Rs. 10 Crores and with a validity period of 5 years till 31-03-2009 Considering the need for continuation of central Assistance Scheme and its objectives, the Government of India has further extended the scheme from the time to time . Presently the scheme has been extended for a period of one year (till 31.03.2021) with an outlay of Rs. 3.25 Crores.

Name of the scheme	Budget Head	Financial Year	Funds Allotted (Rs.)
Assistance to State for Narcotics Control	Grant in aid for creation of capital assets	2014-15	2,28,69,419
		2015-16	1,49,88,617
		2016-17	4,99,99,843
		2017-18	4,99,99,917
		2018-19	7,99,99,649
		2019-20	4,77,31,729

Nature of Assistance

Assistance is provided in kind for the following equipment

- | | |
|--|--|
| I. Surveillance equipment | IV. Computer and their accessories |
| II. Laboratory equipment's | V. Fax Machine and Photocopies |
| III. Vehicles for the patrolling /surveillance | VI. Other equipment's useful for enforcement |

FINANCIAL OVERLAY

The previous data is the requirement of the State, which submit their proposals, is examined by the 'Empowered Committee' constituted specially in the Union Home Ministry for the purpose. The scheme does not provide for assistance required. Assistance will be provided only to cells/units which are exclusively engaged with drug law enforcement. The assistance received is not be diverted for other purpose.

Assistance will also be provided for special projects falling within the mandate of NCB. The special projects would be those relating to non-enforcement activities. An example would be alternative development programmes in states, which have perennial problem of illicit cultivation to other activities. Such proposals shall be mooted by the State Governments. As a National Nodal Agency, NCB shall encourage and support such programmes/activities which shall help in supply reduction cultivation to other activities by the State Governments.

The data is for funds given in last three years (2017-18 to 2019-20). It is provisional data based on UCs submitted by States, several states such as Himachal Pradesh, Andhra Pradesh, Tamil Nadu and many more have received high number of equipment's funding to control the drug trafficking in their states. The states that were receiving equipment's and funding from the central states that these states have high number of potential drugs trafficker and paddlers in their state. Other states like Kerala, Maharashtra, Madhya Pradesh haven't received any equipment's from the last three years as the cases in these states are in very low numbers so these states couldn't qualify to acquire funds from the year 2020.

THE PROBLEM OF DRUGS IN INDIA

India enjoys the freedom of being the only country in the world producing legal opium gum for export and domestic medical use. It also has large-scale illegal opium under cultivation, while being a target for smugglers from both Afghanistan and the Golden Triangle of Southeast Asia. Moreover, it is the world's largest consumer of opiates, with the underground trade helping to fund extremist insurgents and terrorists. This combination — ready demand, bountiful supply and a network of internal and external enemies using the drug trade — is undermining national security.

Narcotic drugs are of two kinds- natural and synthetic. Natural narcotic drugs of great medical use such as morphine, codeine and the baine are produced from opium. Synthetic narcotic drugs are manufactured in factories and do not need any plant products as raw material. Thus, the manufacture of natural narcotic drugs indirectly affects the demand for opium and the area in which farmers should be allowed to cultivate opium.

Hence, sudden change in production levels of natural narcotic drugs should be avoided to cause least difficulties to the farmers. India is one of the few countries that are internationally permitted to grow opium and successive resolutions of the UN Economic and Social Council require India (and other producing countries) to maintain a balance between demand and supply. Thus, on the one hand, India shares with other opium poppy growing countries the responsibility of ensuring that there is adequate supply of opium and opiates in the world and on the other has the responsibility to avoid excessive accumulation of stocks.

The fact that majority of the drugs are transported over land makes the land borders corridors, through which drugs are trafficked into the country. Heroin and opium are being trafficked and seized from states along the borders. Easy availability of drugs in the border areas makes their abuse rampant among the local populace as is evident from drug consumption trends and patterns in Manipur, Mizoram, Punjab and Rajasthan. Besides border districts, consumption of narcotics and synthetic drugs is widely prevalent in the rest of the country as well creating huge demands

DRUG ABUSE AND DEMAND REDUCTION

Drug abuse is a result of two factors, the availability of drugs and the psycho-social conditions which result in their abuse. Hence, equal emphasis is placed on supply and demand reduction. Demand reduction also has two main components treating the drug addicts and educating and enabling the society to prevent addiction and to rehabilitate addicts after they have been treated. Thus, drug abuse is a psycho-socio medical problem, which needs both medical intervention and community based interventions. Hence, the Govt. of India has a three-pronged strategy for demand reduction consisting of:

- Building awareness and educating people about ill effects of drug abuse.
- Dealing with the addicts through Programme of motivational counselling, treatment, follow-up and social-reintegration of recovered addicts.
- To impart drug abuse prevention/rehabilitation training to volunteers with a view to build up an educated cadre of service providers.
- As far as the drug law enforcement is concerned, the Narcotics Control Bureau (NCB) has been compiling statistics on seizures, etc. from various State and Central law enforcement agencies and has been compiling the National Drug Enforcement Statistics (NDES) every month.
- India is the second most populous nation in the world. The sheer number of individuals residing in the country makes it home to one of the largest substances using population. Substance use is often influenced by local factors which affect the demand, supply, and actual use of a set of substances. The locally relevant factors vary across geographical regions, periods of time and population .
- India lies in South Asia bounded by Pakistan in the North and Myanmar in the East. The geographical location has forced India to become the transit point of many illegal recreational agents to the world. The traditional substances such as cannabis, alcohol, and opium have given way to newer drugs such as heroin, cocaine, and synthetic psychoactive substances.
- Their use has been increasing at an alarming rate among the youth in India. It is influence he youth and the effect their life immensely. Addiction in India contributes significantly to the global burden of substance use disorders. Though alcohol, cannabis, opioids, and tobacco are the most prominent substances of use in India, other substances are gradually emerging. Though control measures have been instituted and implemented, further work needs to be done to effectively challenge the addiction problem.



METHODOLOGY

METHODOLOGY

The approach for the study took cognizance of the objectives, processes, and outcomes of the scheme. Parameters were designed to assess the objectives of the evaluation study quantitatively and qualitatively. The objective-based approach measured if initially the set goals of the scheme were duly met with. Apart from the evaluation of the objectives of the scheme, its process, and its outcomes were also studied.

The strengths and weaknesses of the scheme were viewed in light of whether the process of the scheme has been instrumental in achieving the desired objectives. Finally, the outcomes of the scheme, in addition to the set objectives were evaluated to understand the impact of the scheme on the beneficiaries.

The evaluation strategy made use of both primary and secondary data for the assessment of the scheme's goals, processes, and outcomes. Secondary information in the form of Scheme Budget, Documents pertaining to the commencement, implementation, and the beneficiaries has been obtained from the Narcotics Control Bureau, MHA. One of the instruments for obtaining primary data was questionnaires. They were made available directly to the various stakeholders involved to understand the effectiveness and gauge the overall success of the scheme. Overall, the impact assessment involved a holistic approach to evaluate the benefits of the scheme and collate suggestions and recommendations received in the form of responses obtained from the stakeholders.

In accordance with the provision and guidelines set out by the Narcotics Control Bureau for conducting the evaluation study considering the set of key objectives of the scheme, structured questionnaires were prepared by the study team. Subsequent physical visits were made to the concerned stakeholders of the scheme, while the major portion of the data was gathered through holding Video Conferences by IIPA with the Anti-Narcotics Task Force of all the States/UTs of the country. All the geographical zones important for the scheme have been covered in the examination of data. The several interaction rounds proved to be significantly effective in obtaining the feedback in terms of existential challenges faced by the stakeholders of the scheme under study and the scope for improvements in the study. As such, the study has used research tools like observation, questionnaires, in-depth interviews and focus group discussions (FGDs) with supply-side and demand-side stakeholders. The collected information in the excel sheet was sorted and objective-based findings were brought out. The measure of central tendency has been used to find the quantitative value of indicators with regard to the findings.

We have also assessed the scheme to know the extent to which it has increased the efficiency of Anti-Narcotics Task Force to deliver on the objective of eradicating illicit drugs from their respective States/UTs. The framework of the study has considered both emic and etic approaches to arrive at the conclusive findings. A balanced blend of inductive and deductive interpretations of the facts and figures constituted the central thrust of our methodology. The secondary information was derived from the data shared by the Narcotics Control Bureau (NCB). The primary data was gathered in the form of detailed interaction with the state police machinery on the mechanism of identification and destruction of illicit drugs, the mechanism used to monitor inter-state traffic movement of vehicles.

OBJECTIVE OF THE STUDY

The main objective of the study is to carry out a comprehensive evaluation of the Scheme "Assistance to States/UTs under Narcotics Control" covering the following parameters:

- To assess if the scheme has achieved its desired level of coverage and evaluate the performance of the scheme.
- To determine the financial allocation and fund utilization under the scheme.
- To analyse the achievements and contributions of the scheme in fulfilling the developmental needs of the States/UTs with special focus on those regions that are fraught with the increased drug menace.
- To assess the problems/bottlenecks challenges faced during the implementation of the scheme.
- To provide further suggestions and recommendations to ensure greater efficacy and impact of the scheme.

PARAMETERS OF EVALUATION THE PERFORMANCE OF THE SCHEME

Based on the objectives of the evaluation study, the following parameters have been laid down which are as under:

1. Impact of the Scheme "Assistance to States/UTs under Narcotics Control" on the production and distribution of illicit drugs.
2. Appropriateness of designing the components of the scheme under which financial assistance is provided to the States/UTs.
3. Appropriateness of funding under the scheme.
4. Present Status of the anti-drug trafficking mechanism of the States/UTs.
5. Impact assessment of the Scheme.
6. Overall performance of the Scheme since its inception.
7. Issues and Challenges during the implementation of the Scheme.
8. Suggestions and Recommendations by the stakeholders (States/UTs).

SAMPLING

As per the objectives of the study, all the concerned stakeholders of the Scheme were contacted. In view of the Covid19 pandemic situation, the IIPA study team primarily decided to reach the concerned offices through telephonic media, however sufficient responses were not received. A national level E-Conference was conducted by the IIPA on 9th March to have a thorough understanding of the perspective of each state police on the Scheme. Corollary, a Google Form based on the Scheme was sent to every state Police department. Subsequently, follow-ups were carried out via emails and follow-up calls to each state/UT.

Another vital instrument of research, questionnaire was formulated by the IIPA and sent to the NCB. The questionnaire prepared by The study team was also shared with the concerned offices via emails in respect to data collection. Further, requests were also made for arrangement of Video conference (VC) meeting and/or physical meetings (field visits) as per the convenience of the concerned officers.

DATA COLLECTION

In respect to the objectives of the evaluation study, a mixed methodology approach has been applied. Primarily, the research study encompassed identification of primary and secondary sources of information and literature review of the documents and guidelines related to the scheme and its subcomponent.

This was followed with identification of parameters for evaluation of the scheme. Based on the parameters and in respect to different components, 2 questionnaires were prepared and data from the respective departments/offices was collected. The questionnaire has been annexed at Annexure.

Following are the steps used in the process of data collection:

I. Collection of Secondary Data

The study team collected secondary information from the following sources: -

- Official website of NCB
- Copies of relevant documents provided by NCB
- Scheme Guidelines, project status and updated notifications related to the scheme
- Annual reports available on the website of MHA and NCB
- State government websites related to narcotics

II. Collection of Primary Data

The data was collected through discussions on Agenda Points and questionnaires administered to NCB officials. The mode of data collection was as follows:

- Field Visits to NCB office.
- Annual reports of the NCB.
- Data provided by NCB.
- Data collected from the state websites on narcotics scheme.
- National E-Conference on the Scheme with all the stakeholders.
- Video-Conferences with the State Police Representatives.



DATA ANALYSIS AND FINDINGS

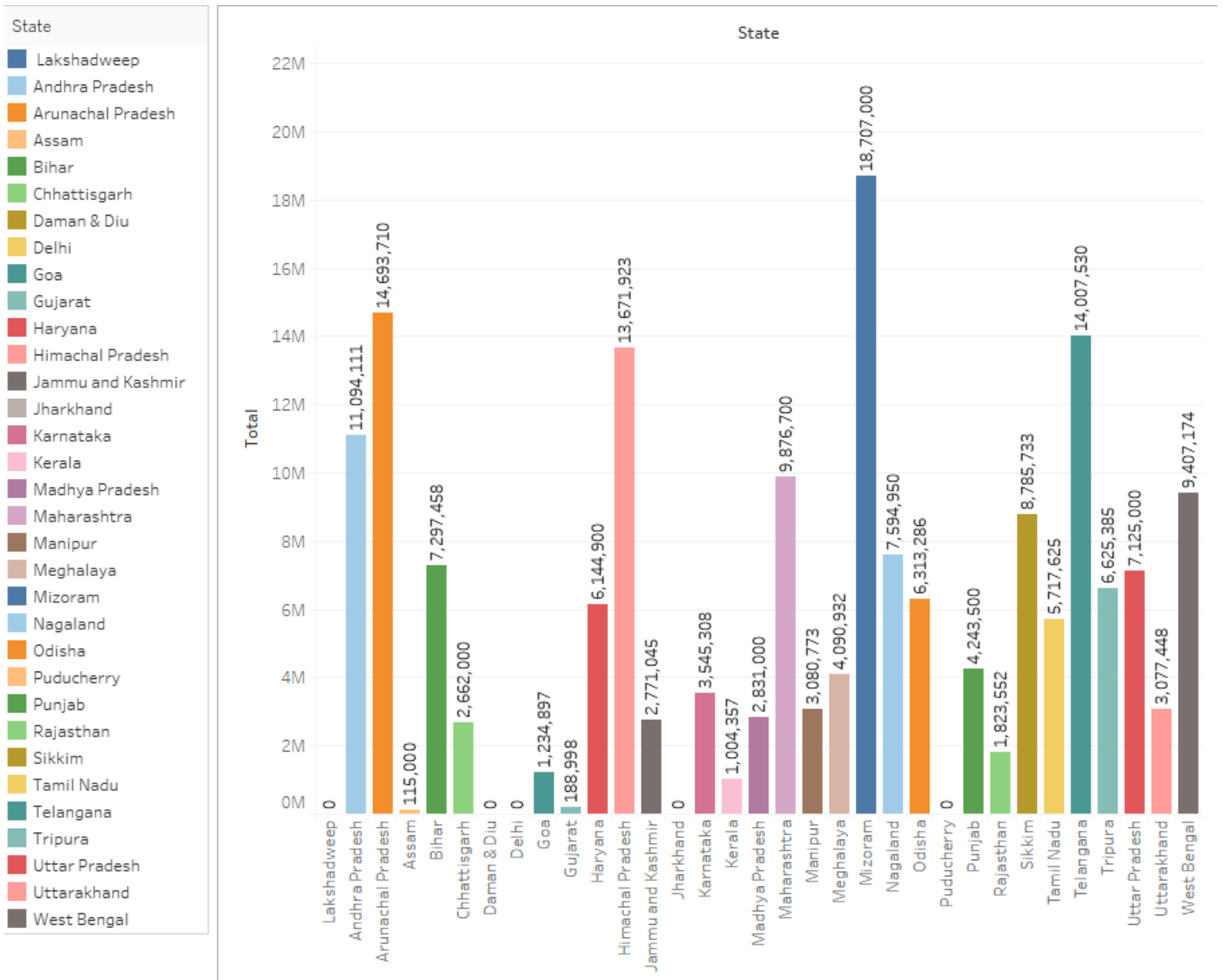
COMPREHENSIVE FUND RELEASE TO ALL STATES (in lakhs) FROM 2017-2020

S.No.	States	2017-18	2018-19	2019-20
1	Andhra Pradesh	₹3,904,361	₹7,189,750	₹0
2	Assam	₹0	₹115,000	₹0
3	Arunachal Pradesh	₹2,194,390	₹6,318,410	₹6,180,910
4	Bihar	₹2,583,772	₹4,713,686	₹0
5	Chhattisgarh	₹2,662,000	₹0	₹0
6	Goa	₹0	₹1,234,897	₹0
7	Gujarat	₹0	₹188,998	₹0
8	Haryana	₹1,644,900	₹4,500,000	₹0
9	Himachal Pradesh	₹1,400,509	₹5,997,214	₹6,274,200
10	Jammu and Kashmir	₹0	₹2,771,045	₹0
11	Jharkhand	₹0	₹0	₹0
12	Karnataka	₹1,419,800	₹1,328,809	₹796,699
13	Kerala	₹0	₹1,004,357	₹0
14	Madhya Pradesh	₹0	₹2,831,000	₹0
15	Maharashtra	₹0	₹5,286,700	₹4,590,000
16	Meghalaya	₹1,065,000	₹3,064,966	₹0
17	Mizoram	₹3,972,000	₹3,559,000	₹11,176,000
18	Manipur	₹3,080,773	₹0	₹0
19	Nagaland	₹1,894,950	₹0	₹5,700,000
20	Odisha	₹2,148,286	₹0	₹4,165,000
21	Punjab	₹4,243,500	₹0	₹0
22	Rajasthan	₹0	₹1,823,552	₹0
23	Sikkim	₹2,199,738	₹6,499,995	₹86,000
24	Tamil Nadu	₹3,298,685	₹2,418,940	₹0
25	Telangana	₹4,562,700	₹5,159,910	₹4,284,920
26	Tripura	₹0	₹2,147,385	₹4,478,000
27	Uttar Pradesh	₹3,400,000	₹3,725,000	₹0
28	Uttarakhand	₹0	₹3,077,448	₹0
29	West Bengal	₹4,363,587	₹5,043,587	₹0

Table1- COMPREHENSIVE FUND RELEASE TO ALL STATES

Consolidated Fund of India is the most important of all government accounts. Revenues received by the government and expenses made by it, excluding the exceptional items, are part of the Consolidated Fund. This data is in a comprehensive manner for all the states in three different states.

COMPREHENSIVE FUND RELEASE TO ALL STATES (GROSS TOTAL)



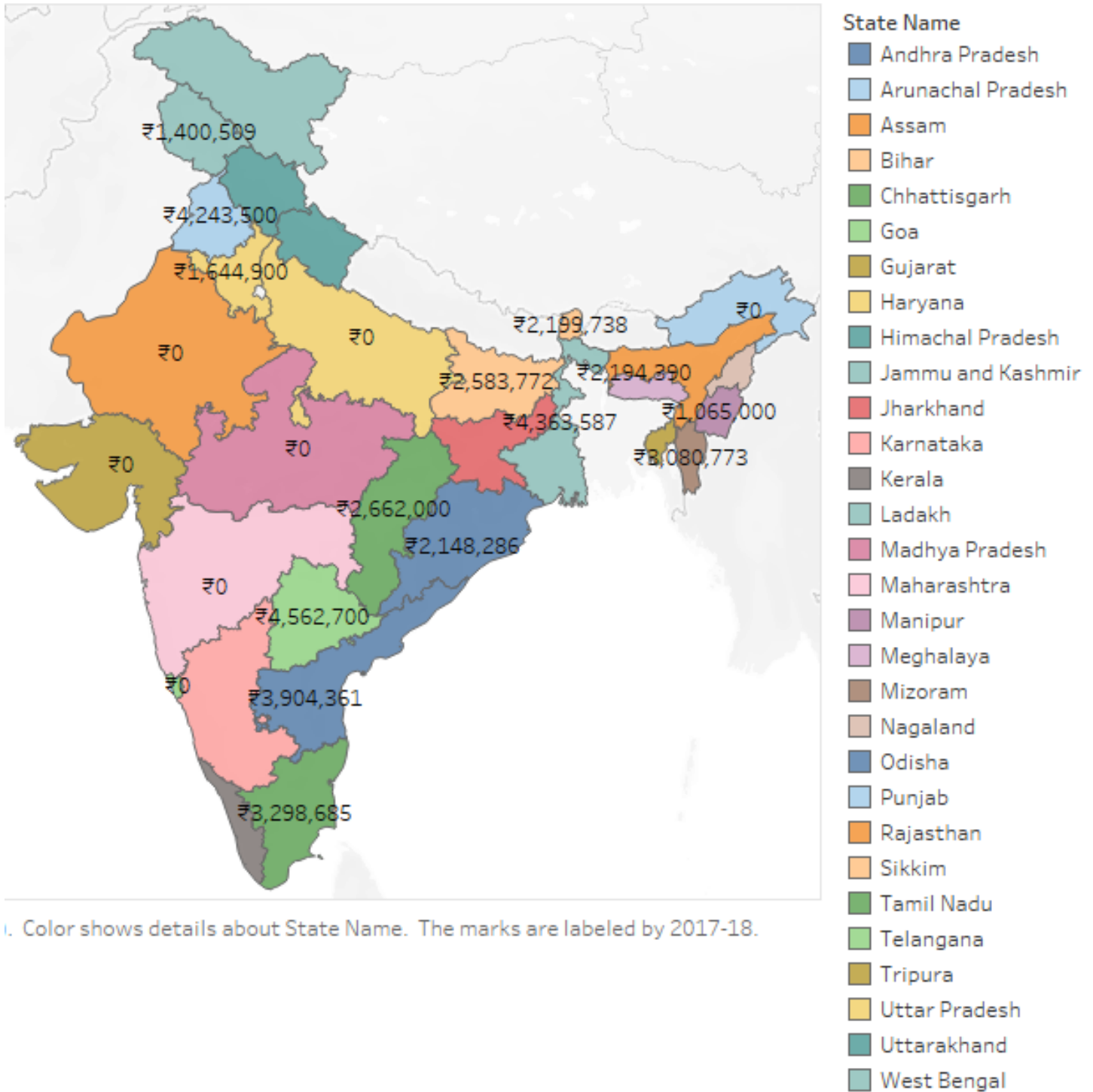
GRAPH 1: GROSS COMPREHENSIVE FUND RELEASE OF ALL STATES FROM 2017-20

Based on the Table 1 and Graph 1 and graphical representation, it is observed that Mizoram has been given the maximum funds in the last three years whereas Rajasthan, Madhya Pradesh, Kerala, J&K, Gujarat, Chhattisgarh and Assam have been allocated lesser funds than other states. Out of all the States, Jharkhand is the only one which has not received any fund in the last three years (2017-2020).

COMPRHENSIVE FUNDS RELEASE TO ALL STATES.

- » Apart from Jharkhand there is no state who did not receive funds for more than 2 years, but states like Uttarakhand, Punjab, Manipur are few more are the states which did not receive any funds for at least 2 years or less.
- » Union Territories such as Delhi, Daman and diu and others did not receive any funds in the past three years.
- » There are only 10 states in 2019-20 which have received the Consolidated funds and Mizoram has received the highest amount last year among all the other 10 states and then Telangana receiving the highest in 2017-18 followed by Andhra Pradesh in 2018-19.
- » The gross total of the states clearly states that there is no uniformity in the allocation of the funding as some states have received very high fund and some very low. The comprehensive data is of the total 3 years and in the pretext of conclusion we can say that there should be minimum set margin of funds that may be allocated to the states and every state should receive at least that much of funds, if they do not utilize those funds in that year then it shall be considered as unspent amount in the end of financial year.
- » A detailed comparison of all the three separate year starting from 2017 to 2020 can be well virtualized in a form of map with their comprehensive funds provided by Narcotics Control Bureau to control illicit drug trafficking.

GRAPHICAL REPRESENTATION OF THE COMPREHENSIVE FUNDS OF THE YEAR 2017-2018



(Fig 2)

(Fund allocation of the all states in map visual presentation)

GRAPHICAL REPRESENTATION OF THE COMPREHENSIVE FUNDS OF THE YEAR 2018-2019

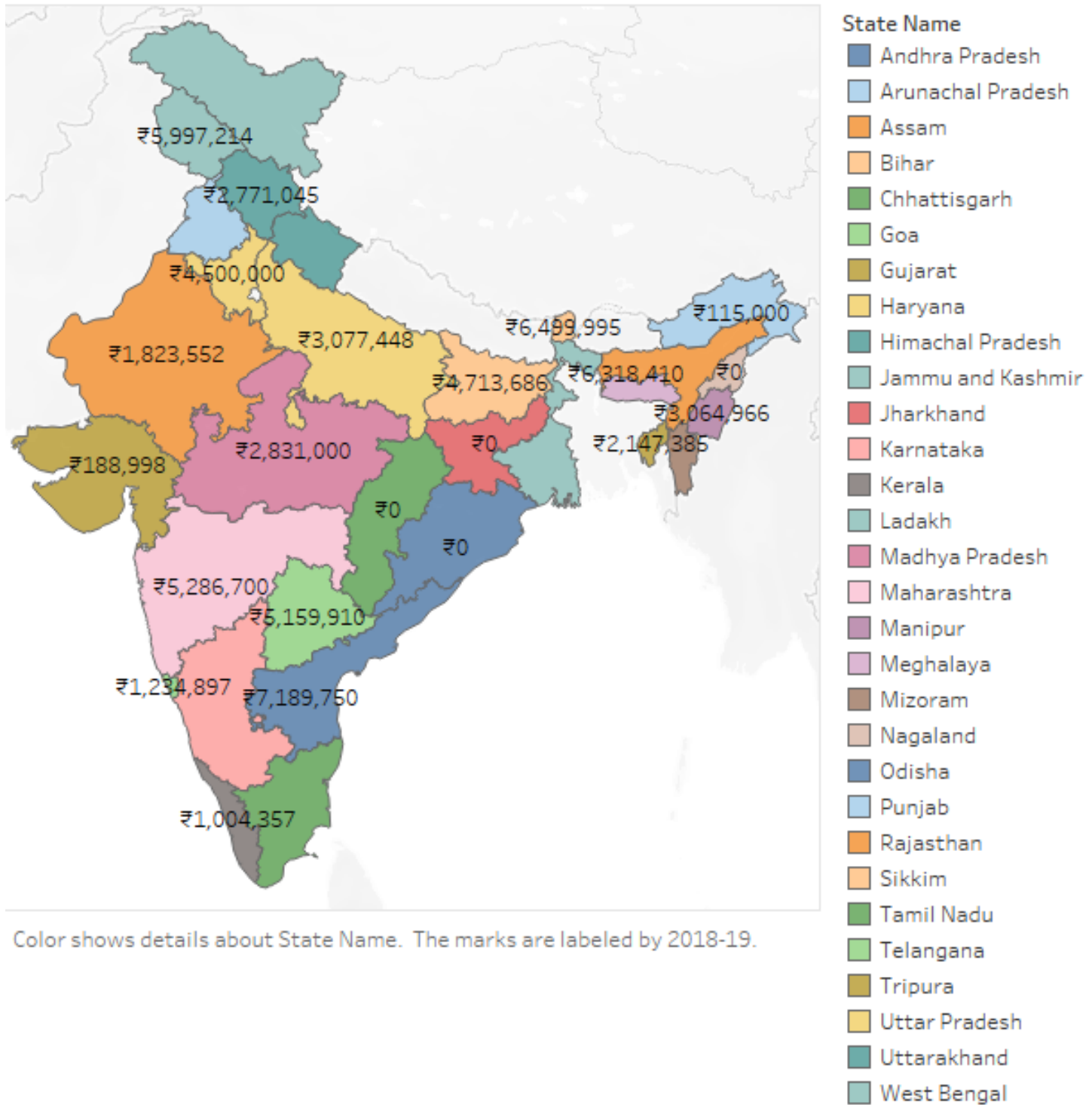


Fig 2(1)

(Fund allocation of the all states in map visual presentation)

GRAPHICAL REPRESENTATION OF THE COMPREHENSIVE FUNDS OF THE YEAR 2019-2020

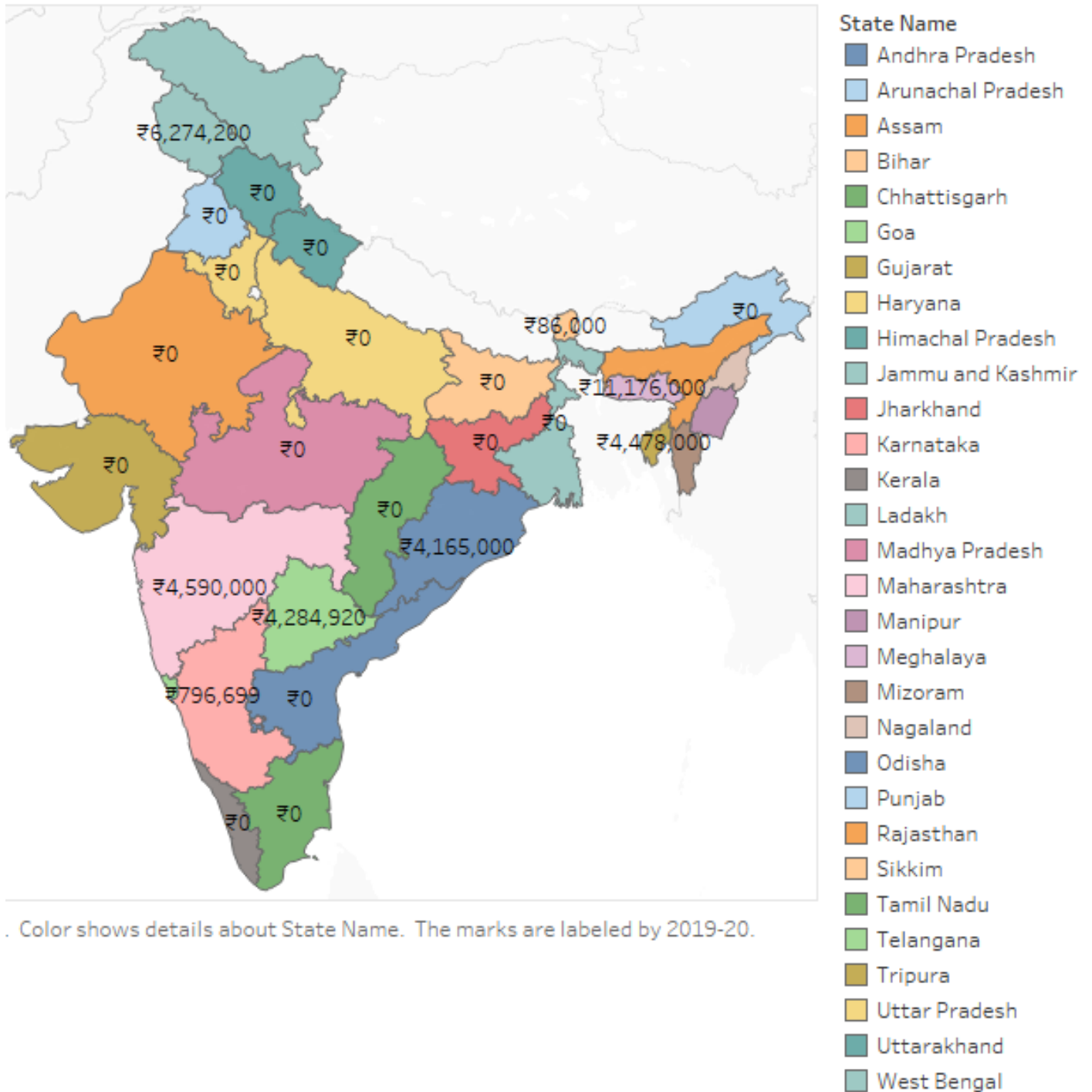


Fig 2(2)

(Fund allocation of the all states in map visual presentation)

**COMPREHENSIVE FUND RELEASE TO ALL STATES FROM 2017-20 IN GROSS
PERCENTAGE**

SN	States	2017-18	2018-19	2019-20	TOTAL	GROSS %
1	Andhra Pradesh	₹3,904,361	₹7,189,750	₹0	₹11,094,111	6.24%
2	Assam	₹0	₹115,000	₹0	₹115,000	0.06%
3	Arunachal Pradesh	₹2,194,390	₹6,318,410	₹6,180,910	₹14,693,710	8.27%
4	Bihar	₹2,583,772	₹4,713,686	₹0	₹7,297,458	4.10%
5	Chhattisgarh	₹2,662,000	₹0	₹0	₹2,662,000	1.50%
6	Goa	₹0	₹1,234,897	₹0	₹1,234,897	0.69%
7	Gujarat	₹0	₹188,998	₹0	₹188,998	0.11%
8	Haryana	₹1,644,900	₹4,500,000	₹0	₹6,144,900	3.46%
9	Himachal Pradesh	₹1,400,509	₹5,997,214	₹6,274,200	₹13,671,923	7.69%
10	J & K	₹0	₹2,771,045	₹0	₹2,771,045	1.56%
11	Jharkhand	₹0	₹0	₹0	₹0	0.00%
12	Karnataka	₹1,419,800	₹1,328,809	₹796,699	₹3,545,308	1.99%
13	Kerala	₹0	₹1,004,357	₹0	₹1,004,357	0.56%
14	Madhya Pradesh	₹0	₹2,831,000	₹0	₹2,831,000	1.59%
15	Maharashtra	₹0	₹5,286,700	₹4,590,000	₹9,876,700	5.56%
16	Meghalaya	₹1,065,000	₹3,064,966	₹0	₹4,129,966	2.32%
17	Mizoram	₹3,972,000	₹3,559,000	₹11,176,000	₹18,707,000	10.52%
18	Manipur	₹3,080,773	₹0	₹0	₹3,080,773	1.73%
19	Nagaland	₹1,894,950	₹0	₹5,700,000	₹7,594,950	4.27%
20	Odisha	₹2,148,286	₹0	₹4,165,000	₹6,313,286	3.55%
21	Punjab	₹4,243,500	₹0	₹0	₹4,243,500	2.39%
22	Rajasthan	₹0	₹1,823,552	₹0	₹1,823,552	1.03%
23	Sikkim	₹2,199,738	₹6,499,995	₹86,000	₹8,785,733	4.94%
24	Tamil Nadu	₹3,298,685	₹2,418,940	₹0	₹5,717,625	3.22%
25	Telangana	₹4,562,700	₹5,159,910	₹4,284,920	₹14,007,530	7.88%
26	Tripura	₹0	₹2,147,385	₹4,478,000	₹6,625,385	3.73%
27	Uttar Pradesh	₹3,400,000	₹3,725,000	₹0	₹7,125,000	4.01%
28	Uttarakhand	₹0	₹3,077,448	₹0	₹3,077,448	1.73%
29	West Bengal	₹4,363,587	₹5,043,587	₹0	₹9,407,174	5.29%

Table 2: Comprehensive gross total with gross percentage

COMPREHENSIVE FUND RELEASE TO ALL STATES FROM 2017-20 IN GROSS PERCENTAGE

1

Table 2 show the Gross Allocated funds from the Year 2017 onwards and also the Gross Percentage of the allocated funds for the Previous Three Years. Graph 2 is the representation of Gross Percentage of the allocated funds State wise. We can observe by Analyzing both the table 2 & graph 2 that there are 12 states that received less than 2 % of total funds allocated than the other states in the last three years. Assam, Gujarat, Jharkhand, Kerala are states with least allocated funds. Out of the 28 states which received funds in 2017-18 11 states didn't receive in any fund then 6 states in 2018-19 didn't receive any funds and finally in 2019-20 18 states didn't get funds.

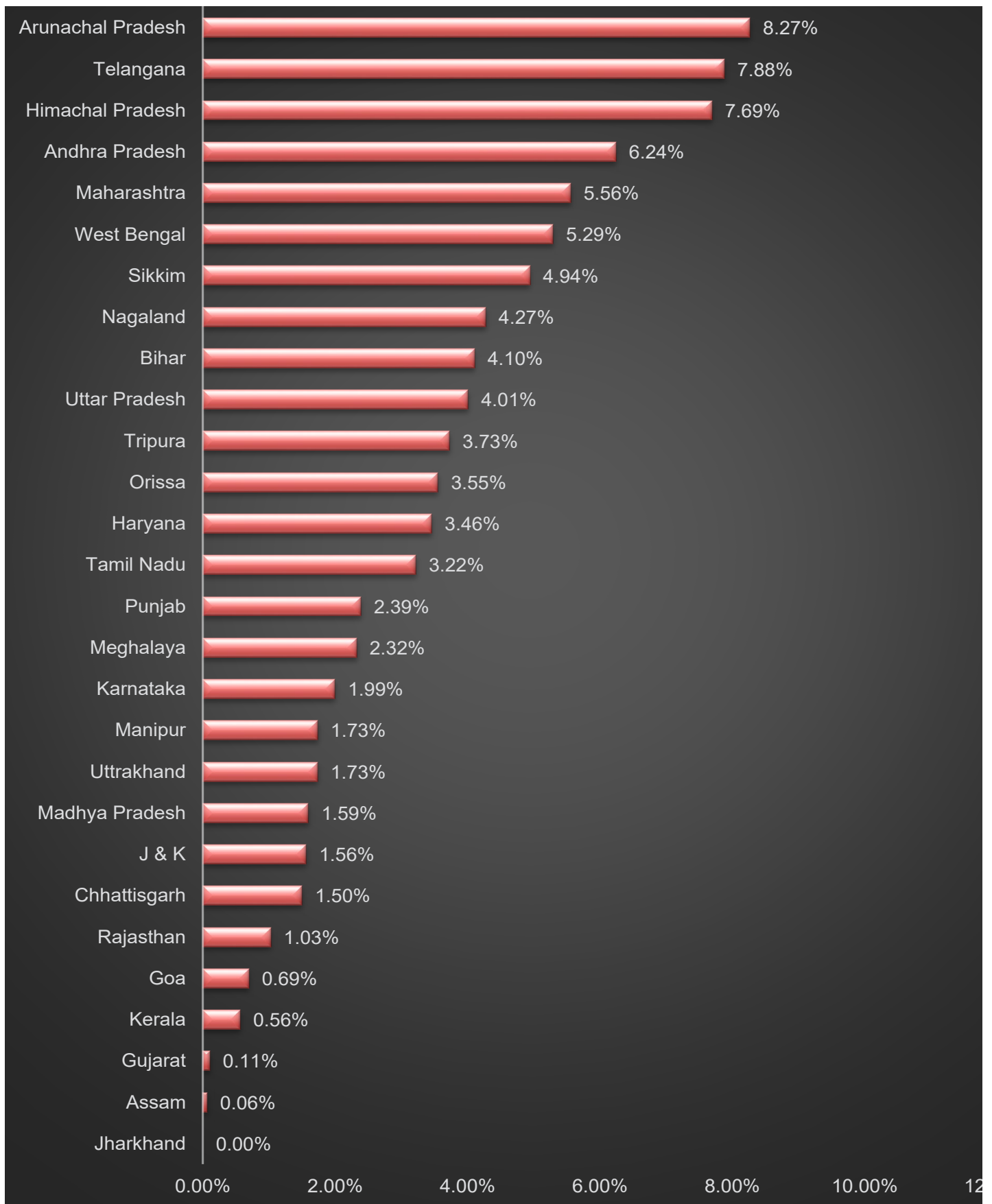
2

The graphical presentation of the funds is shown above in the figure 2, 2(1) and 2(2) with colored legends of states and the fund amount is written also as labels to clearly understand the Fund allocation from the all three year from 2017-20.

3

The gross total all the years has been calculated separately to clearly conclude which state has received the highest comprehensive funds for all the three years from 2017-20 and we can easily say that Mizoram received the highest funds with the gross total of Rs.18,707,000 covering 10.52 % of the total percent and Jharkhand being the only state with the lowest funds with the gross total of Rs 0 for all three years and covering 0% of the total percent.

COMPREHENSIVE FUND RELEASE TO ALL STATES FROM 2017-20 IN GROSS PERCENTAGE



GRAPH 3: THREE YEAR (2017-20) GROSS PERCENTAGE OF FUNDS ALLOCATION

COMPREHENSIVE FUND RELEASE TO ALL STATES FROM 2017-20 IN GROSS PERCENTAGE

Table 3 and Graph 3 depicts the funds released to the states/UTs for the MHA Scheme of Assistance to State/UTs for the previous three- year percentage wise. It has been apparent from the given tables and graph that Jharkhand out of all the states/UTs mentioned above in the chart has not received any type of funds for the last three years. It has also been observed that 11 states have once received funds for the last three years. Hence it is cleared from the data that Assam, Goa, Gujarat, Jharkhand, Kerala and Rajasthan have received the least funds as compared to other States/UTs. However, highest funds were given to Mizoram and the state has been consistently receiving funds under the scheme.

FUND RELEASE TO NORTHERN STATES FROM 2017-18, 2018-19 & 2019 & 2020

State	2017-18	2018-19	2019-20
Jammu & Kashmir	0	2771045	0
Punjab	4243500	0	0
Himachal Pradesh	1400509	5997214	6274200
Uttarakhand	0	3077448	0
Haryana	1644900	4500000	0
Uttar Pradesh	3400000	3725000	0
Bihar	2583772	4713686	0
Jharkhand	0	0	0
Rajasthan	0	1823552	0
Total	13272681	26607945	6274200

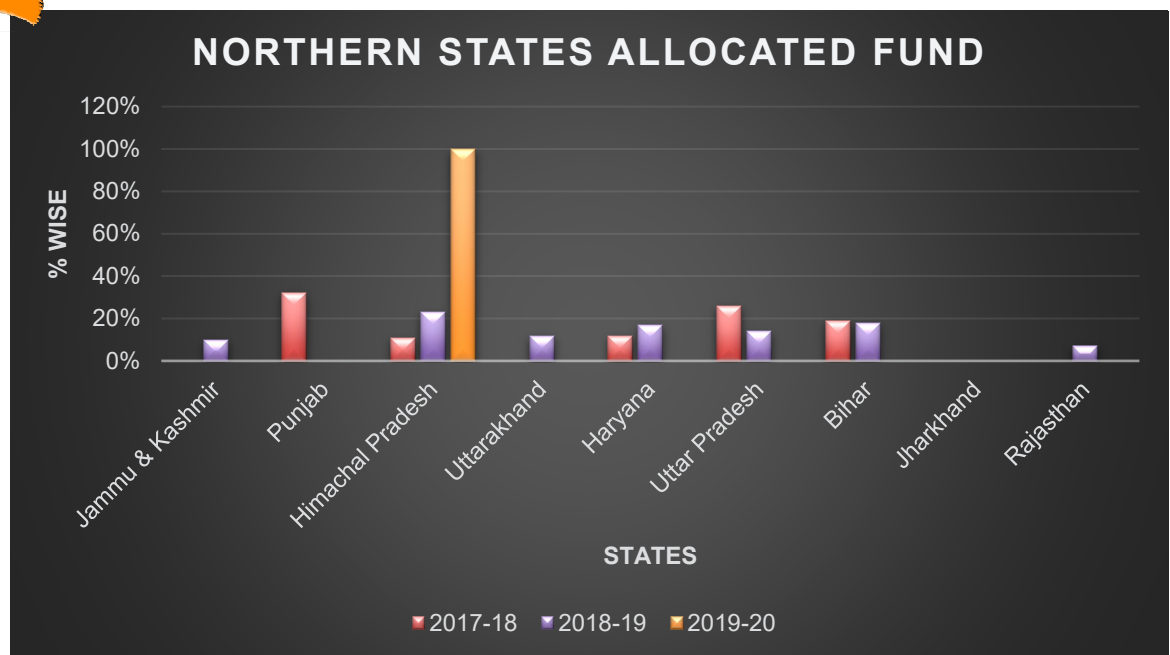
Table 4 – Funds release of Northern states

Table 4 depicts that in the northern region only Himachal Pradesh has received funds for all the three years from 2017-20 and Jharkhand being the state which did not receive any funds in any of the year.

FUNDS ALLOCATED TO NORTHERN STATES (PERCENTAGE-WISE)

State	2017-18	2018-19	2019-20
Jammu & Kashmir	0%	10%	0%
Punjab	32%	0%	0%
Himachal Pradesh	11%	23%	100%
Uttarakhand	0%	12%	0%
Haryana	12%	17%	0%
Uttar Pradesh	26%	14%	0%
Bihar	19%	18%	0%
Jharkhand	0%	0%	0%
Rajasthan	0%	7%	0%

Table5- NORTHERN STATES ALLOCATED FUND



GRAPH 5 : FUNDS ALLOCATED TO NORTHERN STATES (PERCENTAGE-WISE)

It is depicted from the above table and graph that Jharkhand exceptionally remained isolated in terms of fund allocation by NCB.

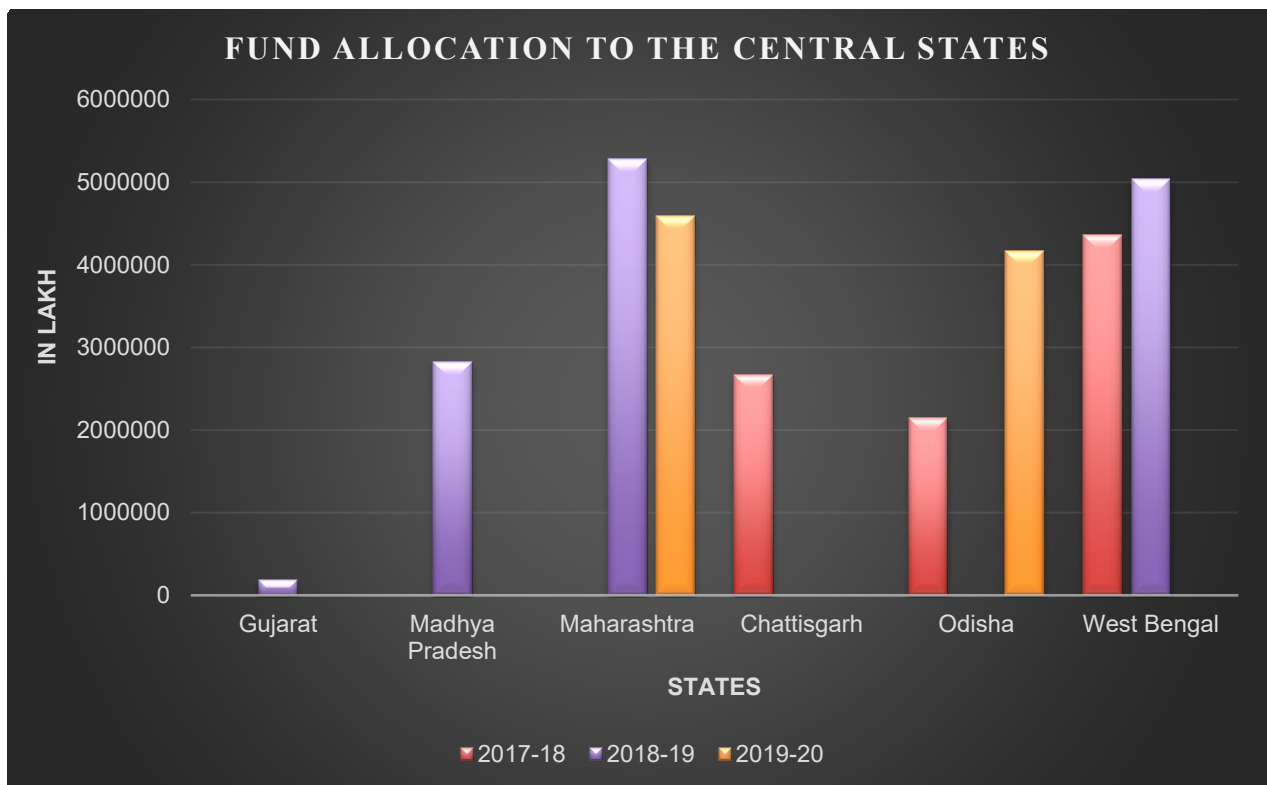
FUNDS ALLOCATED TO NORTHERN STATES (PERCENTAGE-WISE)

- J&K, Rajasthan, Uttarakhand should be given more funds. As Punjab is near to the Golden Crescent & based on the case trend it should be allocated with more funds.
- Table 5, Graph 5 and Graph 6 depicts fund allocation to Northern States/UTs in terms of percentage. Following has been the trend in fund allocation in northern part of the country.
- Northern belt of the country comprises of Jammu and Kashmir, Punjab, Himachal Pradesh, Uttarakhand, Haryana, Uttar Pradesh , Bihar ,Jharkhand and Rajasthan.
- It has been apparent from the data that Jharkhand has not been provided with any kind of funds for the last three years. The UT of Jammu & Kashmir has received comparatively less funds, Himachal Pradesh was given provided with the maximum funds in the last three years. Jammu and Kashmir, Rajasthan and Punjab are the border-states that are more affected by the golden crescent zone so they should in the priority to combat the illicit trafficking of drugs.

FUND RELEASE TO CENTRAL STATES FROM 2017-18, 2018-19 & 2019 & 2020

S. No .	State	2017-18	2018-19	2019-20
1	Gujarat	₹0	₹188,998	₹0
2	Madhya Pradesh	₹0	₹2,831,000	₹0
3	Maharashtra	₹0	₹5,286,700	₹4,590,000
4	Chhattisgarh	₹2,662,000	₹0	₹0
5	Odisha	₹2,148,286	₹0	₹4,165,000
6	West Bengal	₹4,363,587	₹5,043,587	₹0
	Total	₹9,173,873	₹13,350,285	₹8,755,000

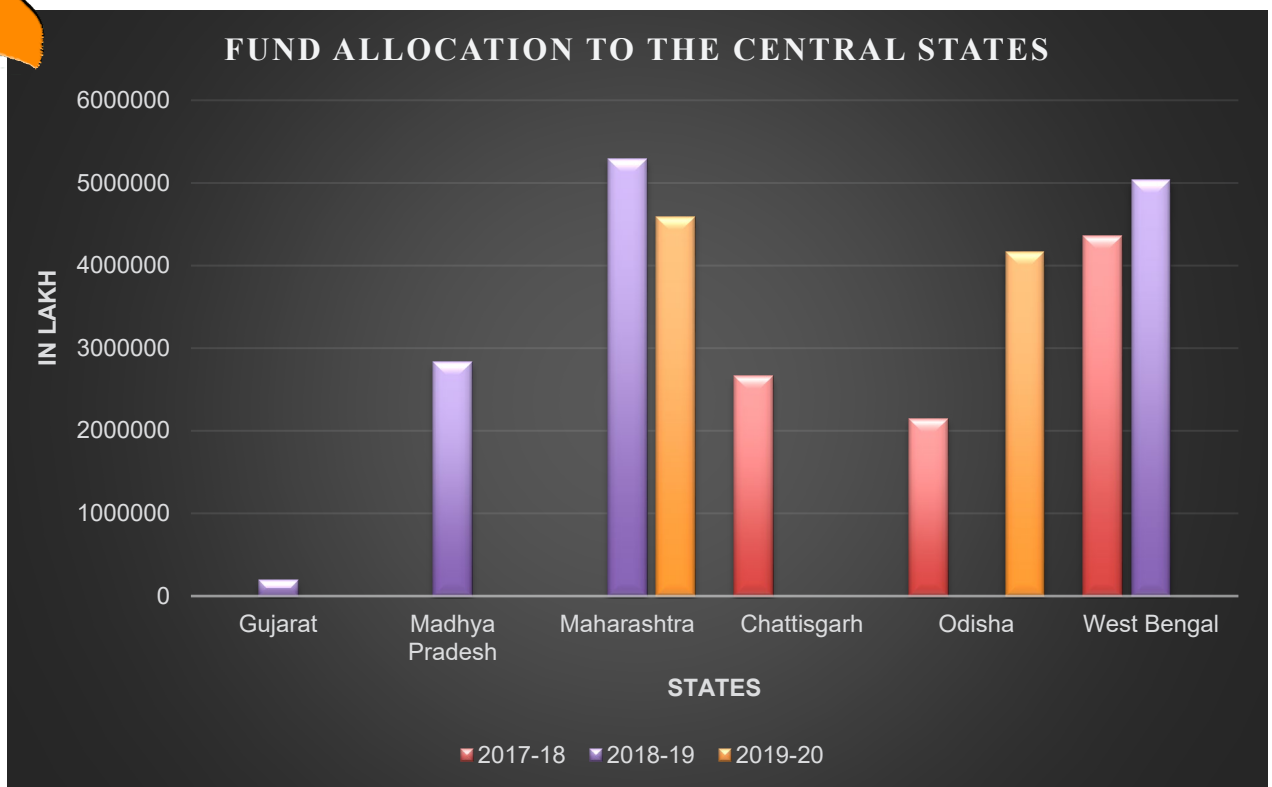
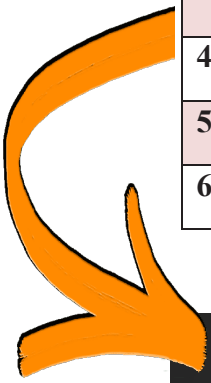
Table 6- *Fund Release To Central States*



The above tabular presentation concludes that Maharashtra has received the highest allocated fund in 2018 and 2019. West Bengal received highest fund in 2017. In 2018 Maharashtra received the highest amount of fund and again in 2019 Maharashtra again received the highest funds. Few states like Gujarat, Madhya Pradesh, Chhattisgarh and West Bengal did not receive the funds in the period of the year 2019-20.

FUNDS ALLOCATED TO CENTRAL STATES (PERCENTAGE-WISE)

S.No.	State	2017-18	2018-19	2019-20
1	Gujarat	0%	1%	0%
2	Madhya Pradesh	0%	21%	0%
3	Maharashtra	0%	40%	52%
4	Chhattisgarh	29%	0%	0%
5	Odisha	23%	0%	48%
6	West Bengal	48%	38%	0%

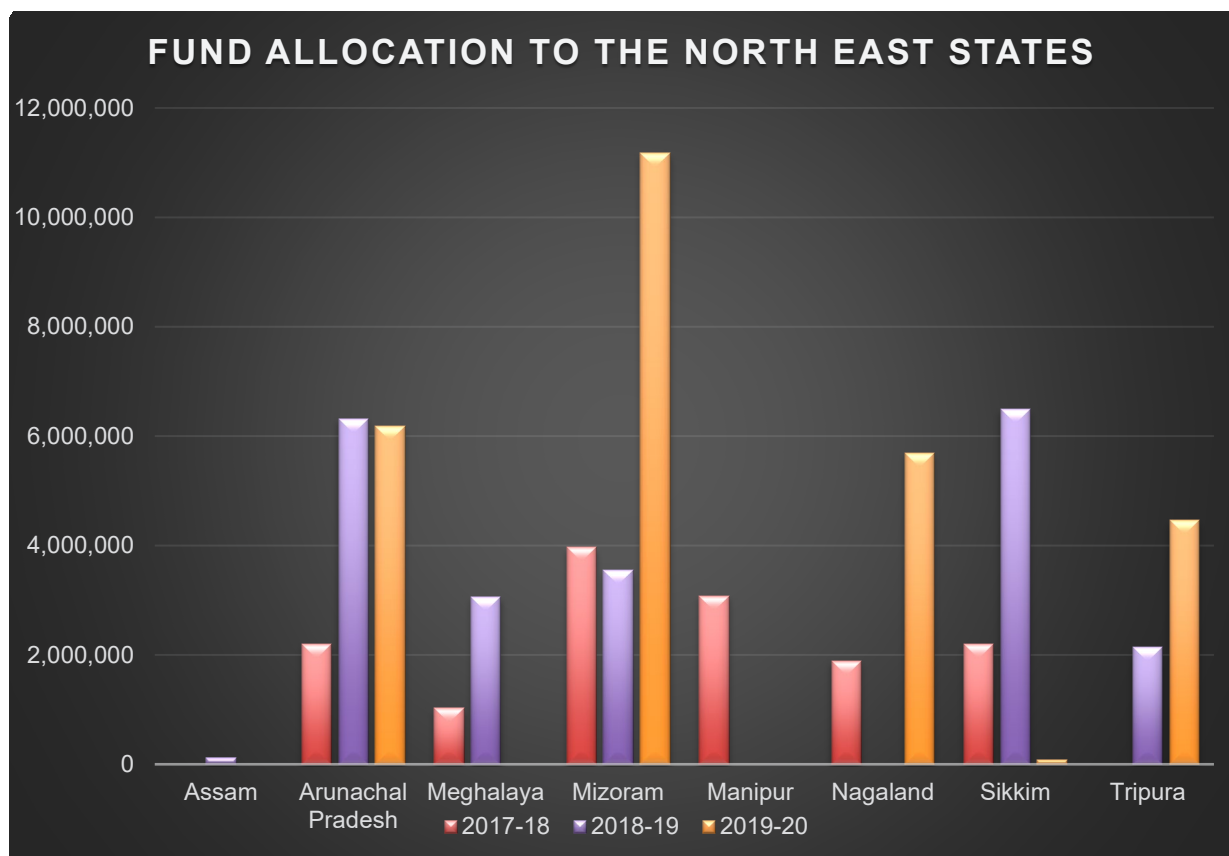


Gujarat should be given the sufficient funds as compared to the others states due to being a border state of India and also affected by golden crescent zone. Especially Chhattisgarh should also be given the sufficient funds because this region belongs to the approx. 75% Naxal belt area so we need to create a different infrastructure to combat the illicit trafficking of the drugs in this state.

FUND RELEASE TO NORTH-EAST STATES FROM 2017-18, 2018-19 & 2019 & 2020

S. No.	State	2017-18	2018-19	2019-20
1	Assam	₹0	₹115,000	₹0
2	Arunachal Pradesh	₹2,194,390	₹6,318,410	₹6,180,910
3	Meghalaya	₹1,025,966	₹3,064,966	₹0
4	Mizoram	₹3,972,000	₹3,559,000	₹11,176,000
5	Manipur	₹3,080,773	₹0	₹0
6	Nagaland	₹1,894,950	₹0	₹5,700,000
7	Sikkim	₹2,199,738	₹6,499,995	₹86,000
8	Tripura	₹0	₹2,147,385	₹4,478,000
Total		₹14,367,817	₹21,704,756	₹27,620,910

Table 8: Fund Release to North-East States



GRAPH 9 : FUNDS ALLOCATED TO NORTH-EAST STATES (PERCENTAGE-WISE)

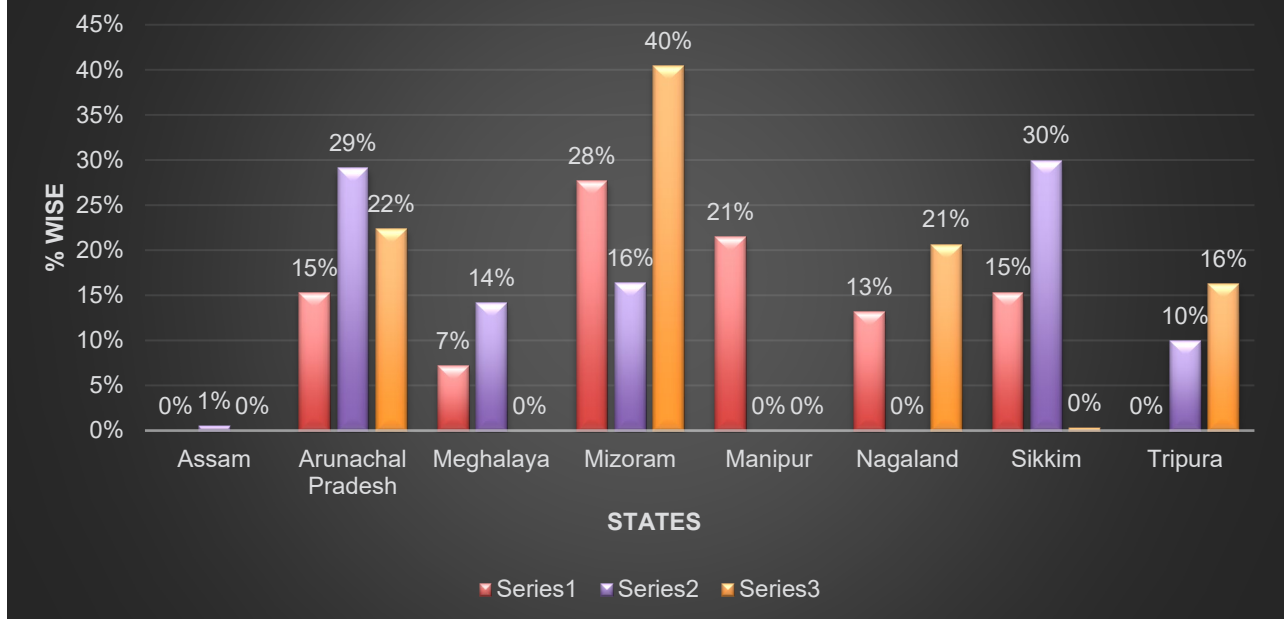
FUND ALLOCATED TO NORTH-EAST STATES (AMOUNT- WISE)

- Table 8 & Graph 9 shows that Assam received funds once in the last three years, the state was awarded the lowest fund by NCB under the scheme.
- Arunachal Pradesh is more or less consistent in terms of funds awarded by NCB under the scheme. The state received more funds in the year 2018-19 compared to other years.
- Sikkim more or less received similar funds on the line of Assam once, however, the state received funds in the last three years regularly.
- Tripura received funds twice, the amount received by the state was not uniform. Meghalaya like Tripura received funds twice, the amount received by the state was not uniform.
- Manipur received funds only once in the last three years. The state is on the crossroad of drugs smuggling, it should be given more funds just like the other north-eastern states. Nagaland received funds twice. It was awarded highest amount from what it received in the year 2017-18. Mizoram was awarded the funds regularly in the last three years. The state garnered the highest funds as compared to others in the year 2019-20.
- NCB should allocate funds to these states as this whole North-East region is affected by the Golden Triangle zone. The Golden Triangle is a region between the borders of Myanmar, Laos, and Thailand; a famous region for its opium production. Bordering Myanmar to the east are the four Indian states of Arunachal Pradesh, Manipur, Mizoram and Nagaland. In recent years, Manipur has witnessed huge quantities of contraband high Pseudoephedrine Hydrochloride (PH)-content drugs, manufactured in India, being trafficked into Myanmar for processing narcotics especially heroin.

FUNDS ALLOCATED TO NORTH-EAST STATES (PERCENTAGE-WISE)

S. No.	State	2017-18	2018-19	2019-20
1	Assam	0%	1%	0%
2	Arunachal Pradesh	15%	29%	22%
3	Meghalaya	7%	14%	0%
4	Mizoram	28%	16%	40%
5	Manipur	21%	0%	0%
6	Nagaland	13%	0%	21%
7	Sikkim	15%	30%	0%
8	Tripura	0%	10%	16%

NORTH-EAST STATES ALLOCATED FUND



GRAPH11 : FUNDS ALLOCATED TO NORTH-EAST STATES (PERCENTAGE-WISE)

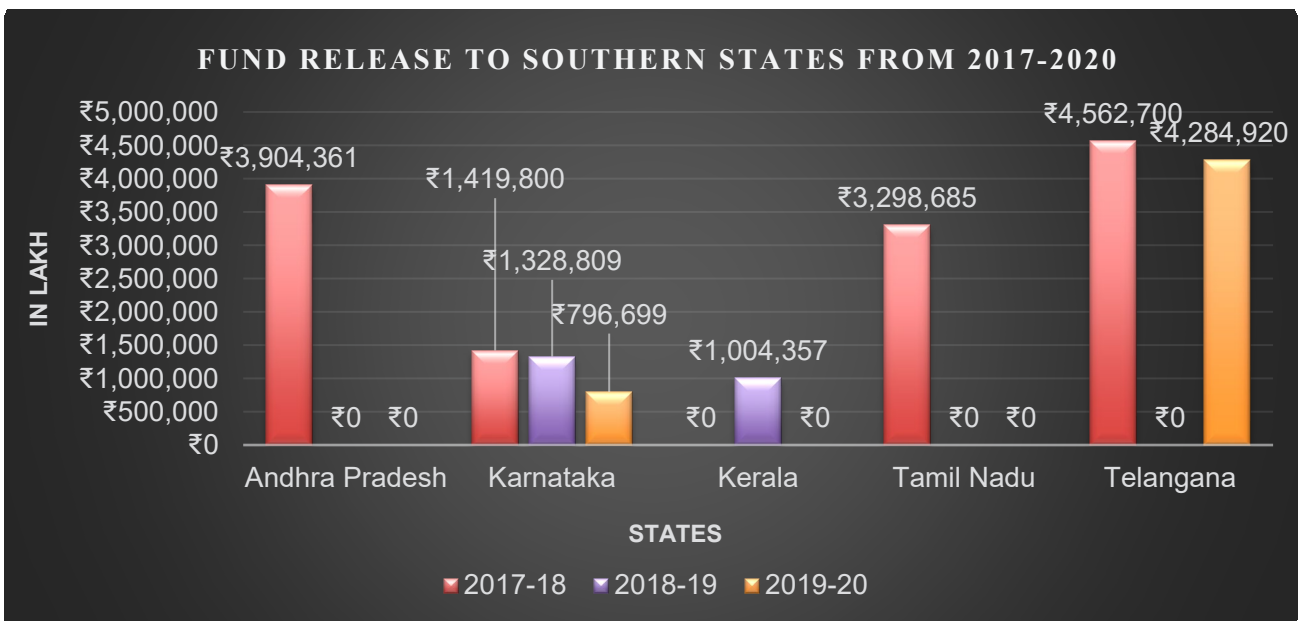
Graph 11 depicts the Funds Released to North-eastern states in percentage form. North-eastern states include states such as Assam, Arunachal Pradesh, Meghalaya, Mizoram, Manipur, Nagaland, Sikkim and Tripura.

The data shows fund allocation for the previous three years. It has been apparent from the tables and the chart that Assam has received the lowest funds as compared to the other Northeastern State, Manipur has only received funds once in the last three years.

FUND RELEASE TO SOUTH STATES FROM 2017-18, 2018-19 & 2019 & 2020

S.No.	State	2017-18	2018-19	2019-20
1	Andhra Pradesh	₹3,904,361	₹0	₹0
2	Karnataka	₹1,419,800	₹1,328,809	₹796,699
3	Kerala	₹0	₹1,004,357	₹0
4	Tamil Nadu	₹3,298,685	₹0	₹0
5	Telangana	₹4,562,700	₹0	₹4,284,920
	Total	13185546	2333166	₹5,081,619

Table 12 - Fund Release To North-East States



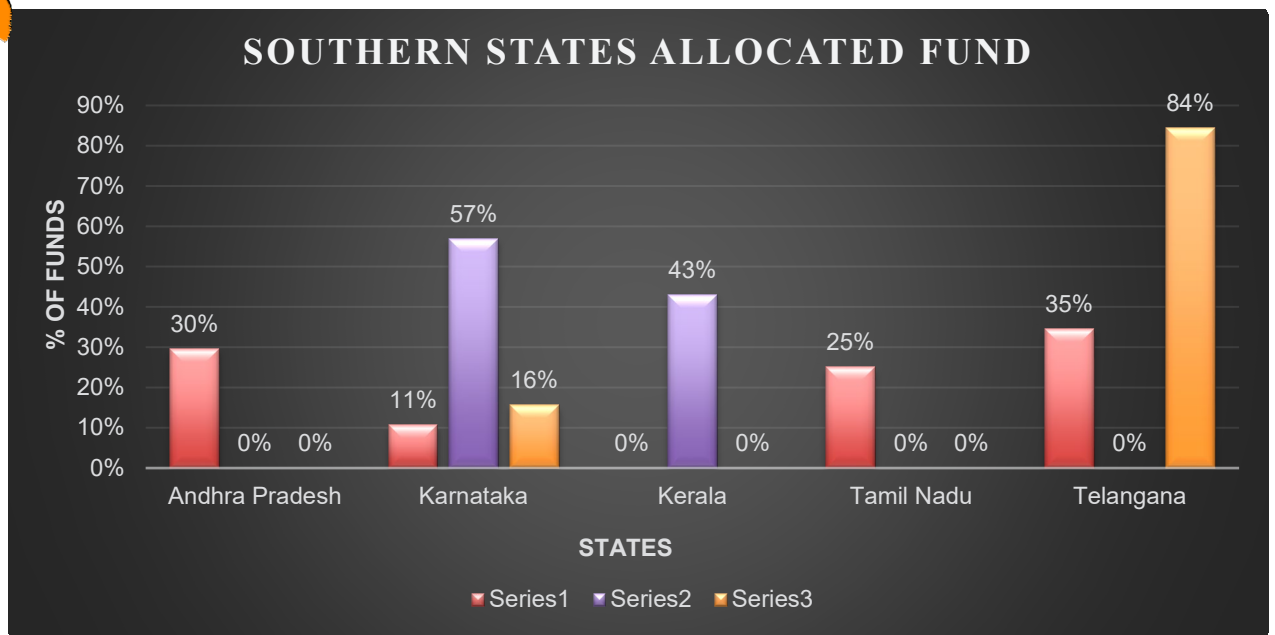
GRAPH 13: FUND ALLOCATION TO THE SOUTHERN STATES OF INDIA

Table 12 & Graph 13 depicts the fund allocation to southern states of the country. The data shows that Kerala has been given the lowest fund by NCB in the last three years. Only Karnataka received funds for the three consecutive years.

FUNDS ALLOCATED TO SOUTH STATES (PERCENTAGE-WISE)

S.No.	State	2017-18	2018-19	2019-20
1	Andhra Pradesh	30%	0%	0%
2	Karnataka	11%	57%	16%
3	Kerala	0%	43%	0%
4	Tamil Nadu	25%	0%	0%
5	Telangana	35%	0%	84%

Table 13- Southern States Allocated Fund



GRAPH14 : FUNDS ALLOCATED TO SOUTHERN STATES (PERCENTAGE-WISE)

Graph 14 depicts the Funds Released to Southern States of the country in percentage form & the subsequent percentage trend in fund allocation. The Southern States of India include the states of Andhra Pradesh, Karnataka, Kerala, Tamil Nadu and Telangana.

SOUTHERN STATES ALLOCATED FUND (PERCENTAGE-WISE)

- These States have received funds from the NCB in the previous three year. It has been apparent from the data that only Karnataka has been provided with funds as compared to the other Southern States of India for the last three years.
- It is pertinent to remember that Karnataka has been witnessing new trends in terms of drugs related crimes. The state is faced with the surge in dark web cases of drugs trafficking.
- It has also been observed from the data that Kerala has been provided with the minimum funds than the other Southern States of India. The state should be looked into by NCB in terms of more funds allocation because many areas of the state are confronted with rising drugs cases and trafficking and the drug mafia. For instance, Aluva, a region in Kerala, is becoming a hub for narcotic traffic.
- Telangana outshines all the southern states in terms of funds allocation, the state has been provided with maximum funds. Telangana along with Andhra Pradesh takes the lead with highest concentration of population with people who inject drugs (PWIDs).

FUND RELEASED UNDER THE SCHEME ASSISTANCE TO STATES (2017-2020)

SN	State	2017-18	2018-19	2019-20	Unspent amount Due
1	Andhra Pradesh	₹ 3,904,361	₹ 7,189,750	₹ 0	₹ 2,287,000
2	Assam	₹ 0	₹ 115,000	₹ 0	₹ 2,580,000
3	Arunachal Pradesh	₹ 2,194,390	₹ 6,318,410	₹ 6,180,910	₹ 13,634,512
4	Bihar	₹ 2,583,772	₹ 4,713,686	₹ 0	₹ 0
5	Chhattisgarh	₹ 2,662,000	₹ 0	₹ 0	₹ 0
6	Delhi	₹ 0	₹ 0	₹ 0	₹ 0
7	Goa	₹ 0	₹ 1,234,897	₹ 0	₹ 1,533,750
8	Gujarat	₹ 0	₹ 188,998	₹ 0	₹ 188,989
9	Haryana	₹ 1,644,900	₹ 4,500,000	₹ 0	₹ 0
10	Himachal Pradesh	₹ 1,400,509	₹ 5,997,214	₹ 6,274,200	₹ 789,598
11	Jammu and Kashmir	₹ 0	₹ 2,771,045	₹ 0	₹ 4,040,347
12	Jharkhand	₹ 0	₹ 0	₹ 0	₹ 2,787,447
13	Karnataka	₹ 1,419,800	₹ 1,328,809	₹ 796,699	₹ 636,697
14	Kerala	₹ 0	₹ 1,004,357	₹ 0	₹ 1,176,281
15	Madhya Pradesh	₹ 0	₹ 2,831,000	₹ 0	₹ 4,630,683
16	Maharashtra	₹ 0	₹ 5,286,700	₹ 4,590,000	₹ 10,557,000
17	Meghalaya	₹ 1,025,966	₹ 3,064,966	₹ 0	₹ 3,065,335
18	Mizoram	₹ 3,972,000	₹ 3,559,000	₹ 11,176,000	₹ 9,708,000
19	Manipur	₹ 3,080,773	₹ 0	₹ 0	₹ 3,100,000
20	Nagaland	₹ 1,894,950	₹ 0	₹ 5,700,000	₹ 5,700,000
21	Odisha	₹ 2,148,286	₹ 0	₹ 4,165,000	₹ 1,862,398
22	Punjab	₹ 4,243,500	₹ 0	₹ 0	₹ 4,686,268
23	Rajasthan	₹ 0	₹ 1,823,552	₹ 0	₹ 2,064,124
24	Sikkim	₹ 2,199,738	₹ 6,499,995	₹ 86,000	₹ 86,000
25	Tamil Nadu	₹ 3,298,685	₹ 2,418,940	₹ 0	₹ 61,069
26	Telangana	₹ 4,562,700	₹ 5,159,910	₹ 4,284,920	₹ 9,465,934
27	Tripura	₹ 0	₹ 2,147,385	₹ 4,478,000	₹ 4,579,871
28	Uttar Pradesh	₹ 3,400,000	₹ 3,725,000	₹ 0	₹ 3,725,000
29	Uttarakhand	₹ 0	₹ 3,077,448	₹ 0	₹ 508,582
30	West Bengal	₹ 4,363,587	₹ 5,043,587	₹ 0	₹ 9,949,586
31	Lakshadweep	₹ 0	₹ 0	₹ 0	₹ 0
32	Daman & Diu	₹ 0	₹ 0	₹ 0	₹ 0
33	Puducherry	₹ 0	₹ 0	₹ 0	₹ 0
34	Dadar & Nagar Haveli	₹ 0	₹ 0	₹ 0	₹ 0

Table 14- Consolidated and unspent fund (2017-20)

FUND RELEASED UNDER THE SCHEME ASSISTANCE TO STATES (2017-2020)

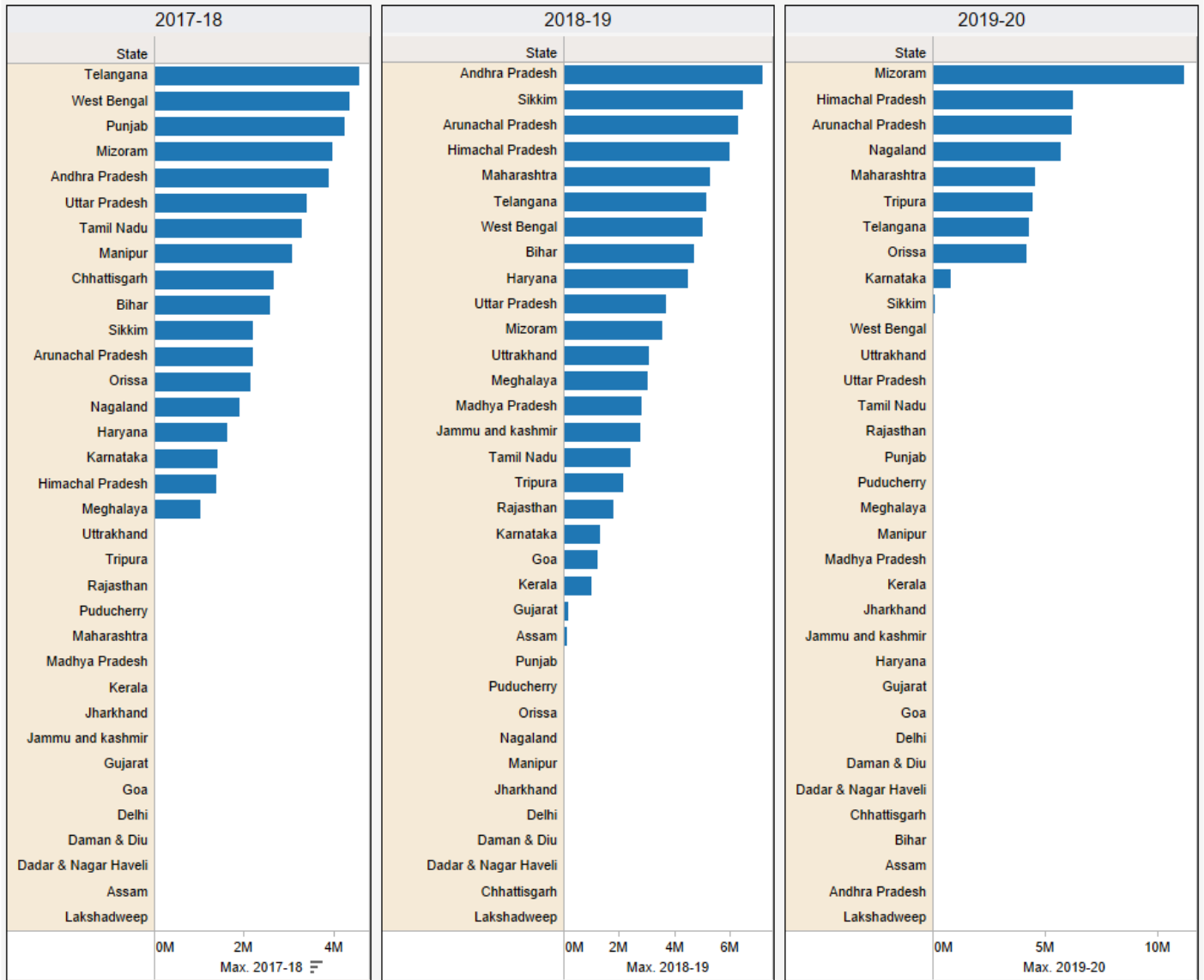
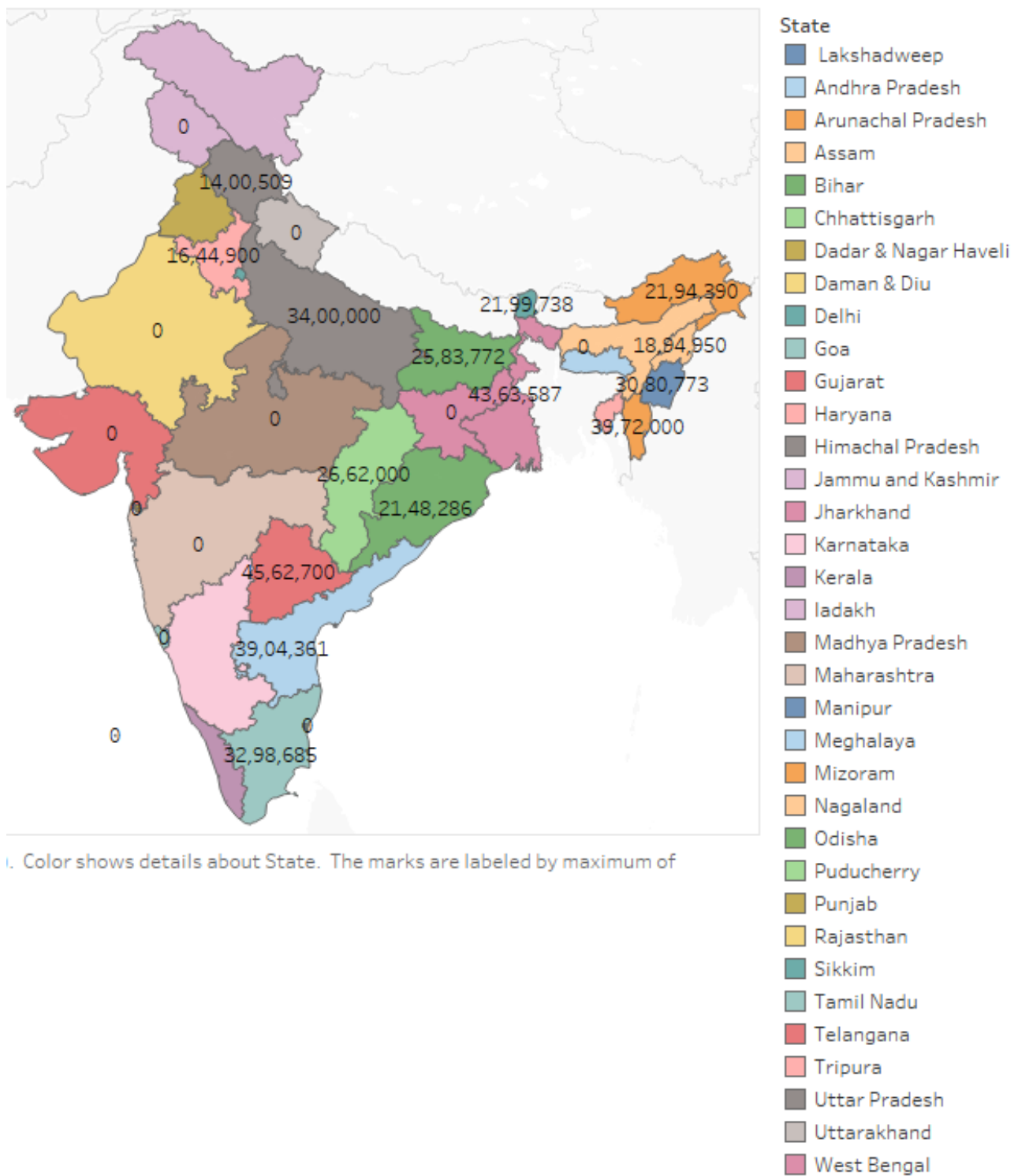


Fig (15)

(Comparison of all states from the year 2017 to 2020 Telangana)

Andhra Pradesh and Mizoram has conceded with the maximum funds in the year 2017 to 2020. The NCB has released with the funds last year and has a drastic control over Drug traffickers and other violators. Narcotics Control Bureau, Government of India should provide also a concise statement about the expenditure of the states as in which field they are making the use of money to control crime and Drugs flow with proper security measures.

HIGHEST COMPREHENSIVE FUND RECEIVED IN 2017-18

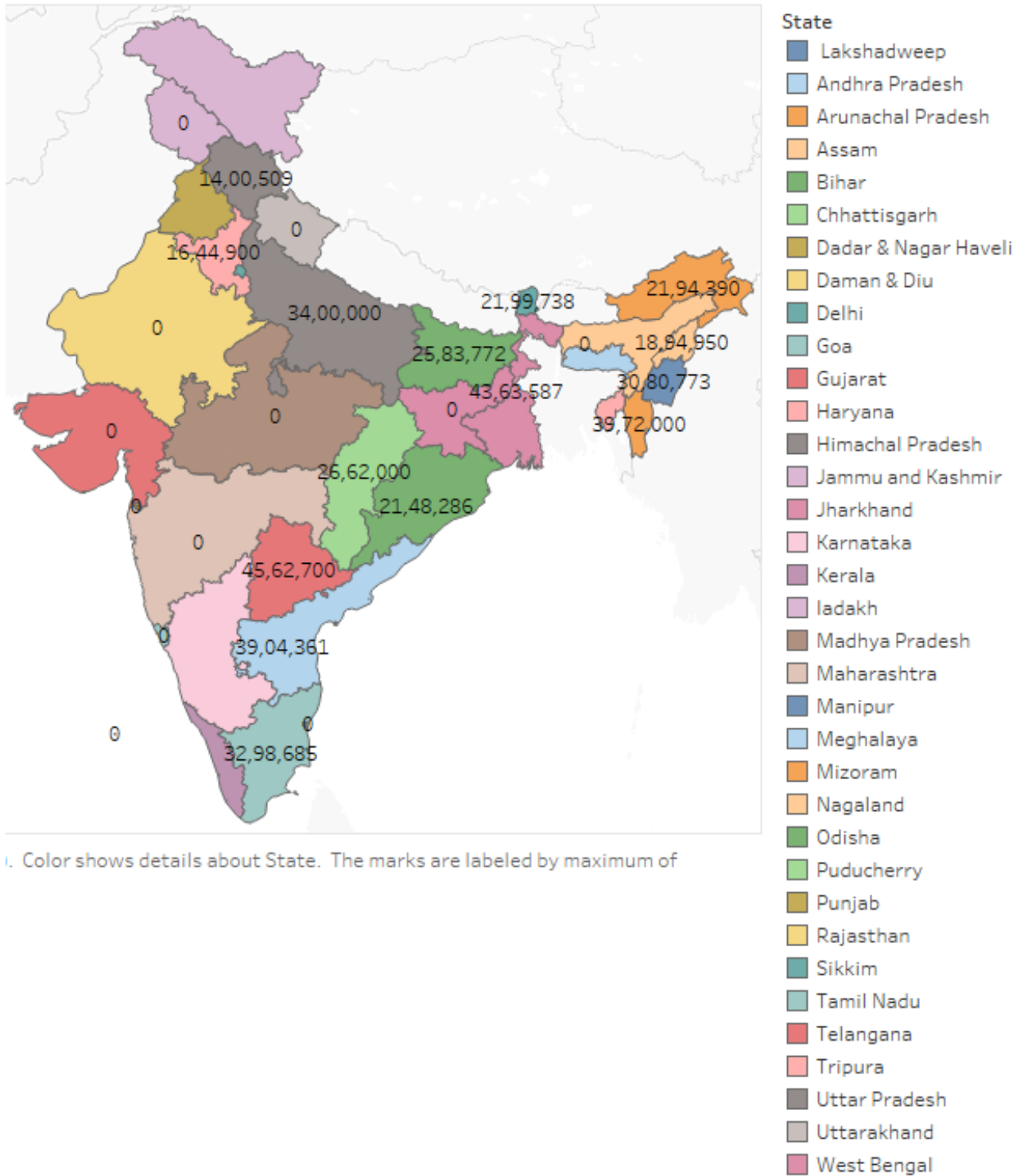


i. Color shows details about State. The marks are labeled by maximum of

Fig16

The graphical map presentation states that Telangana has received the highest fund in the year 2017-18 with the amount of ₹45,62,700.

HIGHEST COMPREHENSIVE FUND RECEIVED IN 2018-19



i. Color shows details about State. The marks are labeled by maximum of

Fig 16(1)

The graphical map presentation states that Andhra Pradesh has received the highest fund in the year 2018-19 with the amount of ₹71,89,750

HIGHEST COMPREHENSIVE FUND RECEIVED IN 2019-20

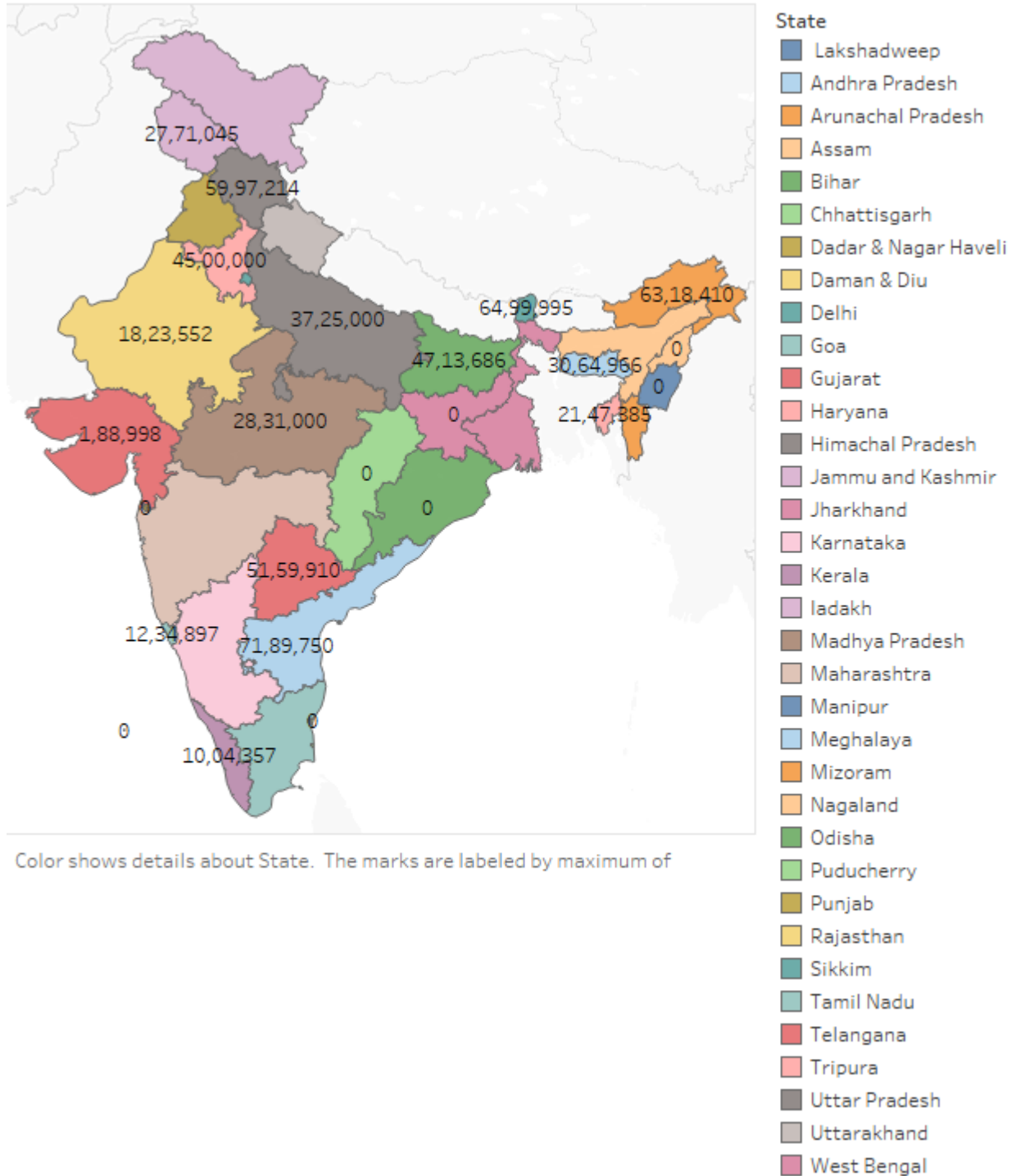
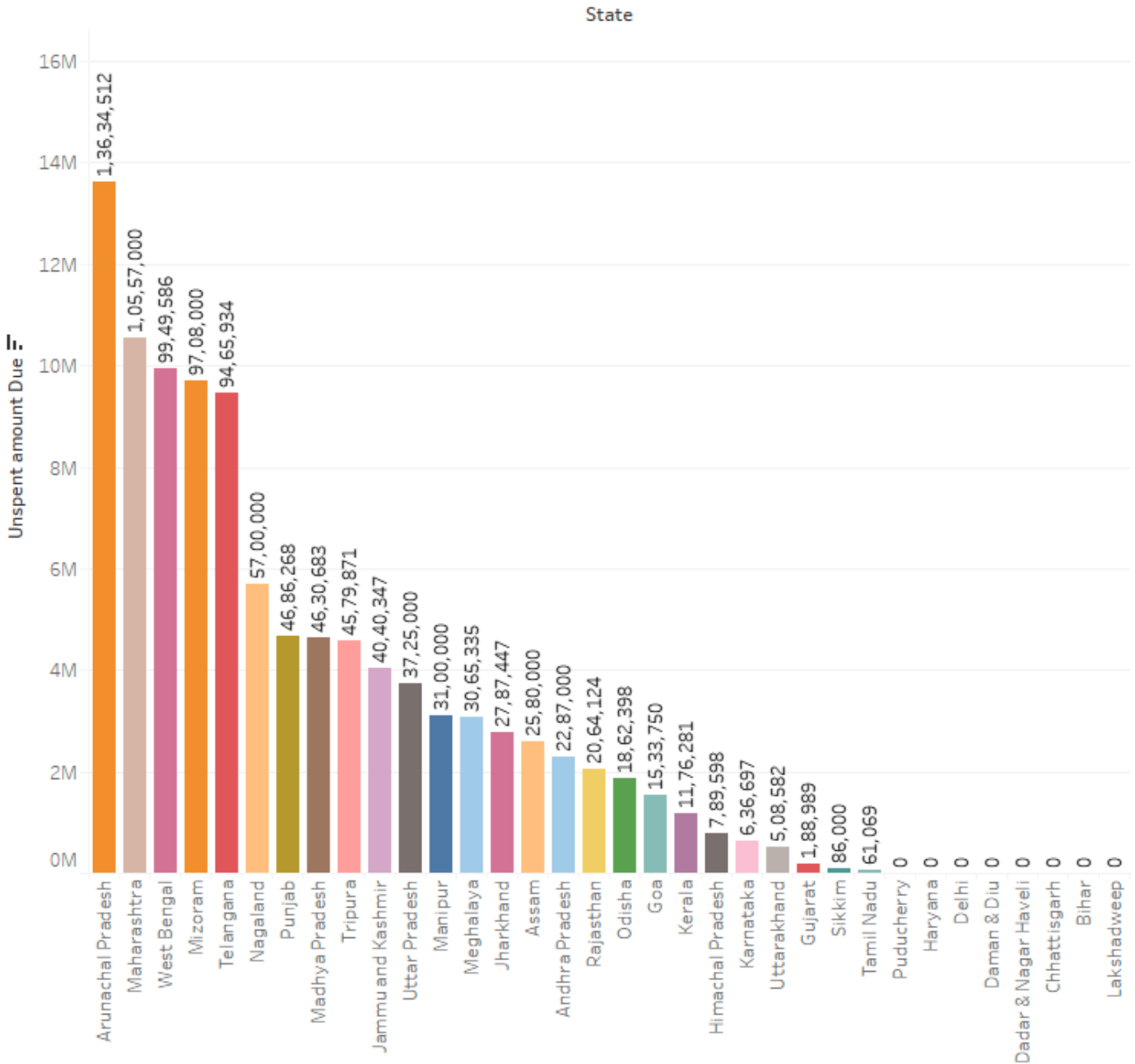


Fig 16(2)

The graphical map presentation states that Mizoram has received the highest fund in the year 2019-20 with the amount of ₹1,11,76,000

(HIGHEST UNSPENT AMOUNT OF ALL STATES 2017-20)



(Fig 17)

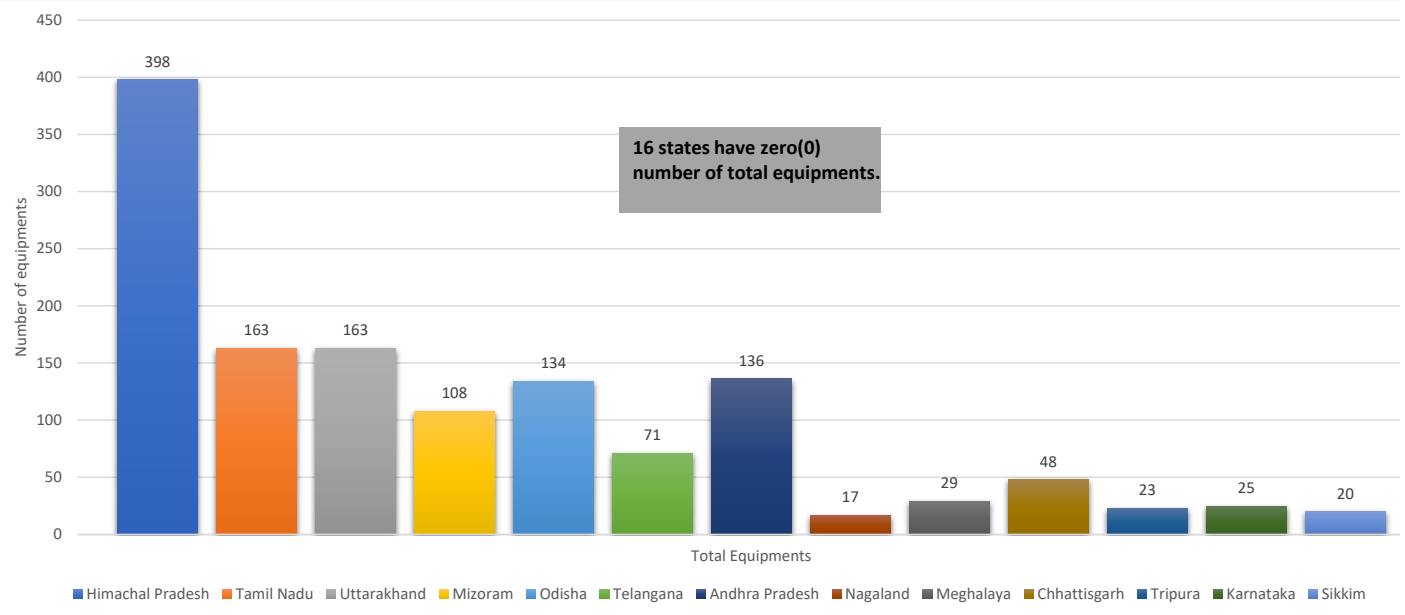
From the year 2017 to 2020, among all the states the highest unspent amount recorded was from Arunachal Pradesh followed by Maharashtra and West Bengal. Among the 28 states Bihar is the only state with no unspent amount for all the three years. The union territories also did not record any unspent amount for all the previous years. Tamil Nadu has the lowest unspent amount of Rs.61,069 while Arunachal Pradesh has the highest due amount of Rs. 1,36,34,512.

EQUIPMENT ALLOTTED BY NCB TO ALL THE STATES/UTs (2017-20)

S. No	State	No. of Surveillance equipment	No. of Laboratory equipment	No. of Vehicles for patrolling/surveillance	No. of Computers and accessories	No. of fax machine and photocopiers	No. of Training equipment & other aids:	Other equipment useful for enforcement
1	Andhra Pradesh	10	0	6	44	0	0	76
2	Assam	0	0	0	0	0	0	0
3	Arunachal Pradesh	0	0	0	0	0	0	0
4	Bihar	0	0	0	0	0	0	0
5	Chhattisgarh	2	0	6	16	3	0	21
6	Goa	0	0	0	0	0	0	0
7	Gujarat	0	0	0	0	0	0	0
8	Haryana	0	0	0	0	0	0	0
9	Himachal Pradesh	190	0	26	29	12	0	141
10	Jammu and Kashmir	0	0	0	0	0	0	0
11	Jharkhand	0	0	0	0	0	0	0
12	Karnataka	1	0	6	16	1	0	1
13	Kerala	0	0	0	0	0	0	0
14	Madhya Pradesh	0	0	0	0	0	0	0
15	Maharashtra	0	0	0	0	0	0	0
16	Meghalaya	3	0	2	16	0	0	8
17	Mizoram	35	0	7	27	9	6	24
18	Manipur	0	0	0	0	0	0	0
19	Nagaland	4	0	2	0	0	0	11
20	Odisha	31	0	6	33	3	0	61
21	Punjab	0	0	0	0	0	0	0
22	Rajasthan	0	0	0	0	0	0	0
23	Sikkim	0	2	2	3	0	2	11
24	Tamil Nadu	106	0	6	18	3	4	26
25	Telangana	20	0	10	24	0	0	17
26	Tripura	2	0	2	9	2	2	6
27	Uttar Pradesh	0	0	0	0	0	0	0
28	Uttarakhand	105	0	8	0	0	0	50
29	West Bengal	0	0	0	0	0	0	0

Table18- No of equipment's allotted to NCB from all states

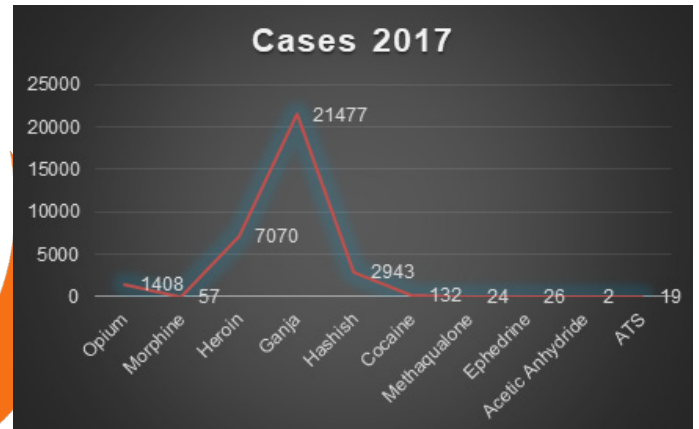
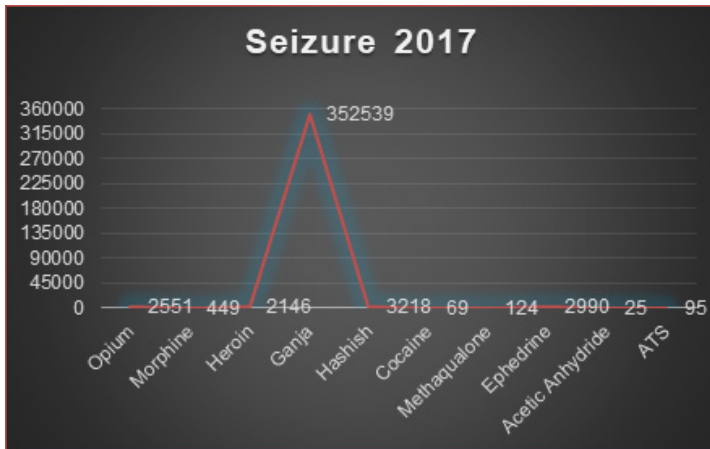
Graphical representation of the NCB response of the equipment's (2017-20)



The data that was received by the study team from NCB has been presented in the graphical presentation, however, the above data clearly states that Himachal Pradesh exceptionally received the highest number of equipment for the control of the drugs followed by Tamil Nadu and Meghalaya. Other states such as Rajasthan, Punjab and all other states didn't receive any equipment in the three years time period. It implies the states with no equipment assistance have less flow of drug transportation in their state.

States like Madhya Pradesh, Kerala, Madhya Pradesh did not receive any equipment's in the previous year. Mizoram, Tamil Nadu are the only 2 states which have received all the four equipment for training purpose and other states has did not received the proper financial funding to buy these equipment's which obviously resulted in rise of cases of drug trafficking in different region.

SEIZURE AND CASES REGISTERED BY NCB

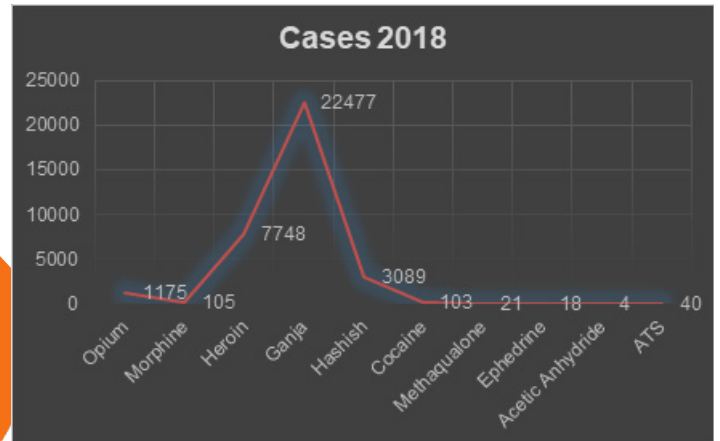
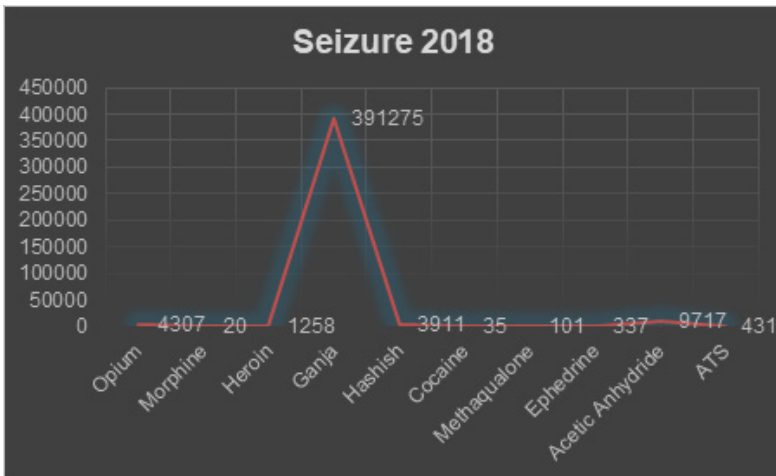


Correlation value - 0.945061459

The value of correlation depicts that it is almost perfect to one because of balanced number of cases registered and the seizure, the value would be one if there is as much as seizure of ganja as the case registered.

The above graph illustrates the cases and seizure of drugs in 2017. The highest number of cases were of Ganja that were 21,477 and in comparison to that, seizure was 3,52,539. The second most cases were of heroin 7,070 and seizure were 2,146. The least number of cases and seizure of Acetic Anhydride were 2 and 25 respectively

2017- 2018



Correlation value - 0.938268378

The same pattern can be noticed in the year 2018 and 2019 also in which the ganja, heroin cases have been registered but the seizure of the same are almost tripple which is fluctuating the value of the correlation above. We can conclude the statement by saying that there is a lot of gap between the cases registered an seizure done by the police.

The above graph shows the cases and seizure of drugs in 2018. The highest number of cases were of Ganja that were 22,477 and the seizure were 3,91,275. The second highest cases were of heroin 7,748 with the seizure of 1,258 . The least number of cases were of Acetic Anhydride 4 and seizures were 9,717 but the least number of seizures were of cocaine 35 with 103 cases

2018- 2019

DATA RECEIVED FROM GOOGLE FORM



(DATA RECEIVED FROM SEVEN STATES)

Sr. No.	States	Name of the officer	Designation
1	Himachal Pradesh	G Sivakumar	SP/ SNCC
2	Manipur	Saklemba Rajkumar	ASP/ NAB
3	Mizoram	Peter Zohmingthanga	Assistant Commissioner
4	Karnataka	Dr Rohini Katoch Sepat	SP CCAIND CID
5	Chhattisgarh	Shri Bhartendu Dwivedi	Add. S.P.
6	Andhra Pradesh	narcotic cell inspector	inspector of police
7	Nagaland	Zekotso Mero	Inspector General of Police (CID)

Table 20- List of Corresponding states

The google survey was sent to several states by the IIPA organization in which different questions were ask in different aspects to analyze the data.

However, only seven states were able to respond to the survey. Their responses were analyzed extensively by the IIPA Study Team. The Google Survey helped to understand the current records of the states, the trajectory followed by the Police Departments of the states in handling drug cases and illegal drugs transportation. Further, it helped in analyzing how the states were using the fund under the scheme.

The Google Survey was filled up by the nodal officers designated by the State Police Department in their respective states. The responses and information collected from the State Police Departments formed the Bedrock of the data analysis in the report.

In accordance with our Questionnaire in google form, following information we had received from seven States/UTs.

1. Is the scheme beneficial for your state?

7 responses

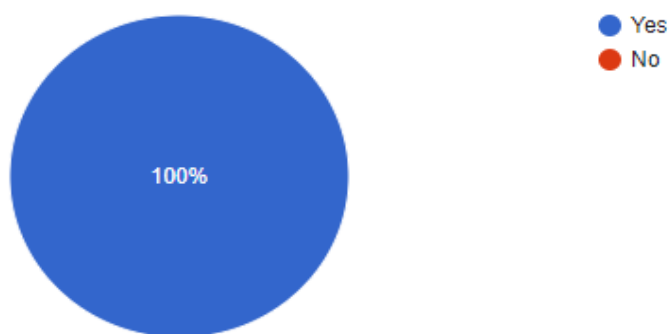


Figure 1- Responses on Scheme’s Benefit to the States/UTs

As per the responses received on the above question, we have received the 100% consent from the all responded states.

2. Do you coordinate with other states to check the movement of drugs?

7 responses

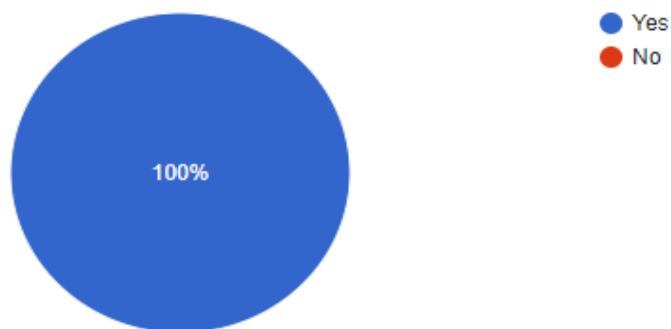


Figure 2- Responses on coordination with other states for the movement of Drugs

The states have agreed on coordination with other states to ‘check the movement of drugs’.

3. What is the current status of narcotics control in your state depending on the cases trend?

7 responses

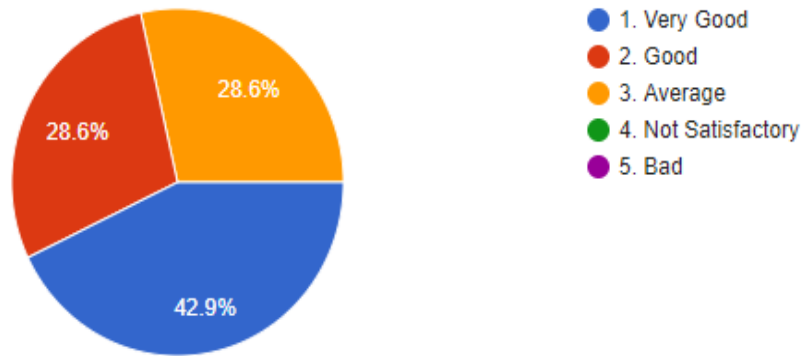


Figure 3- Responses on current status of Narcotics in the States

As per the responses received by the state/UTs, Himachal Pradesh, Manipur & Andhra Pradesh have responded with 'very good', Mizoram & Karnataka have responded with 'good' and Chhattisgarh & Nagaland have responded with 'Average' on the condition of narcotics control status in their respected states/UTs.

4. What kind of trend has your state witnessed in terms of drug abuse after release of assistance by NCB, MHA?

7 responses

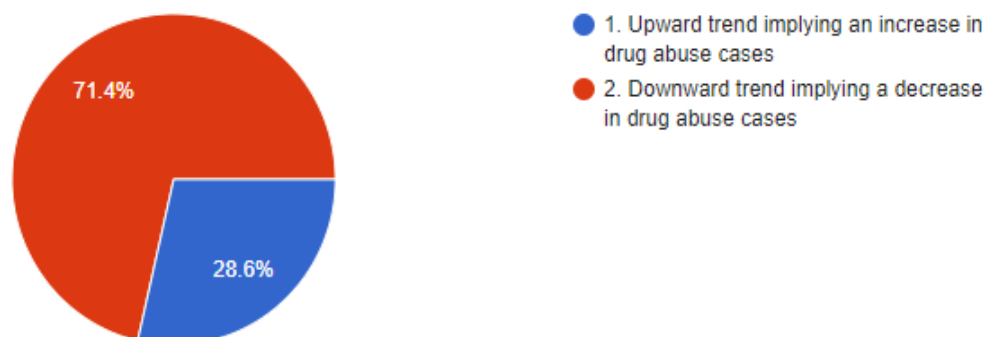


Figure 4- Responses on trend witnessed in the States/UTs on Drug Abuse after release of assistance by NCB

After release of financial assistance by NCB only Himachal Pradesh and Karnataka have responded with “Upward trend” implying an increase in drug abuse cases while the rest of the States/UTS have gone with the “Downward trend” implying a decrease in drug abuse cases.

5. How has this scheme helped you to strengthen your enforcement activities in terms of narcotic control?

7 responses

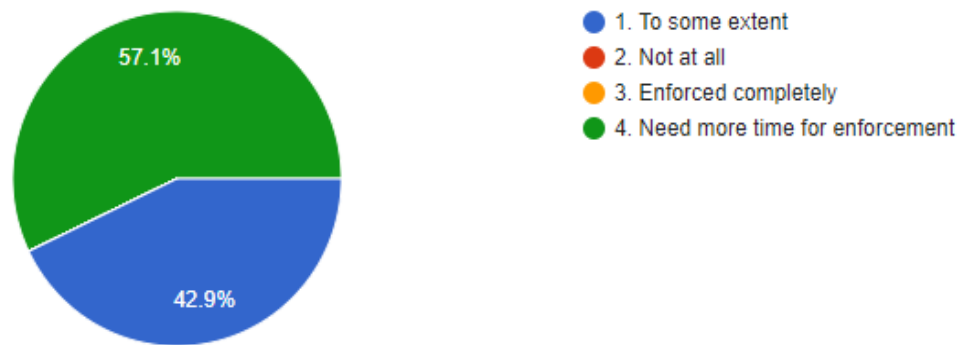


Figure 5- Responses by States/UTs on Strengthening of their Enforcement Activities in terms of Narcotics Control.

Himachal Pradesh, Karnataka & Nagaland have responded with “To some extent” while Manipur, Mizoram, Chhattisgarh and Andhra Pradesh responded with “Need more time for enforcement” on the question asked about the Strengthening of the Enforcement activities with respect to the narcotics control of the states/UTs.

6. Do you have any other scheme in your state for the narcotics control?

7 responses

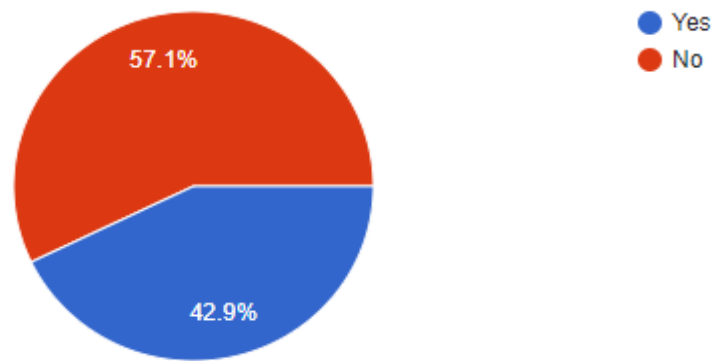


Figure 6- Responses by States/UTs on any other Scheme in their states for the Narcotics control.

As per the response received by us, Himachal Pradesh, Chhattisgarh and Andhra Pradesh have responded with "Yes", while Manipur, Mizoram, Karnataka & Nagaland have responded with "No" on the question asked about the presence of any other scheme in their State/UT for the Narcotics Control.

7. Does your state has forensic chemical laboratories?

7 responses

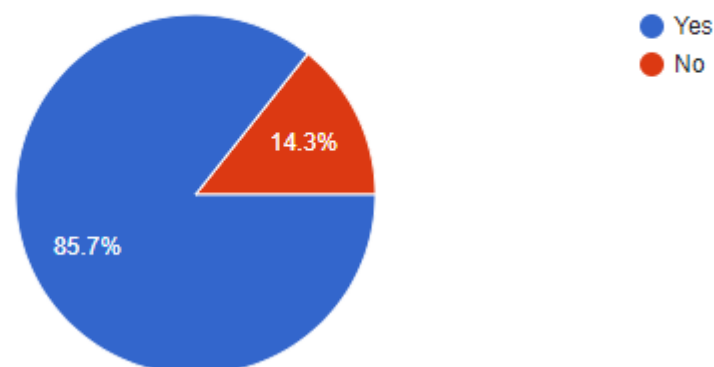


Figure 7- Responses by States/UTs on the availability of Forensic chemical laboratories in their States.

Out of all the seven states that responded, only Nagaland has no forensic chemical laboratory in the state, while others have lab.

8. Do you submit Annual Performance Report under the scheme "Assistance to States/UTs for Narcotics Control"?

7 responses

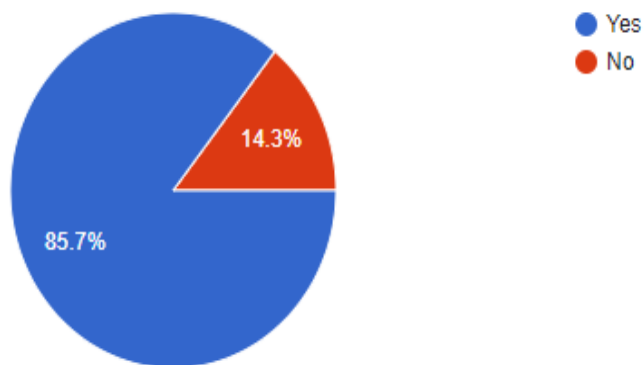


Figure 8- Responses by States/UTs on the Submission of Annual Performance Report to NCB

As per the responses received in our Google Form, Karnataka is the only state out of the seven states that has answered with "No". The state did not submit Annual Performance Report to NCB, however, others have submitted their Annual Performance Report to NCB.

9. Is the fund you getting under the scheme for narcotics control sufficient for your state?

7 responses

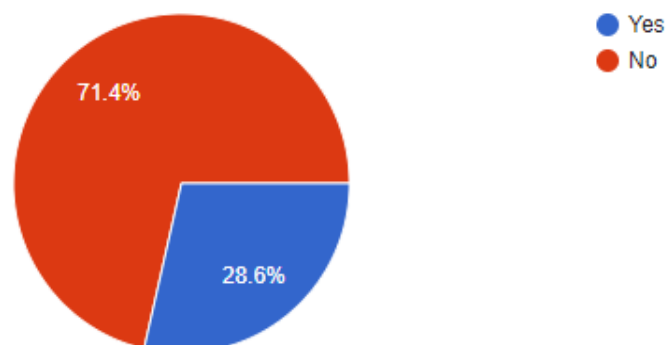


Figure 9- Responses by States/UTs on the sufficiency of Funds provided by NCB for Narcotics Control

Manipur & Nagaland have responded with "Yes", the states are satisfied with the funding received by NCB, however, the other five states have answered in negative.

10. Does your state government submit UC from time to time?

7 responses

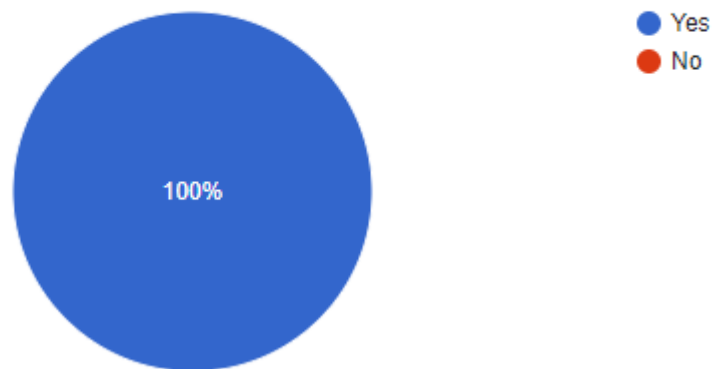


Figure 10- Responses by States/UTs on the Submission of UC

All the seven states responded with "Yes" on the above question implying they submit their UC from time to time.

11. Do you maintain the audit certificate?

7 responses

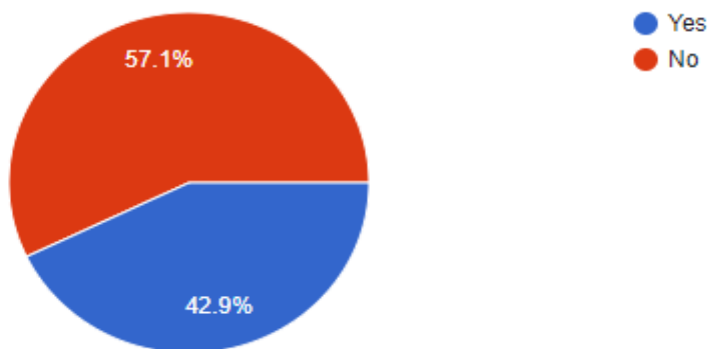


Figure 11- Responses by States/UTs on the maintaining of Audit Certificate

Manipur, Mizoram and Chhattisgarh responded with “Yes” while Himachal Pradesh, Karnataka, Andhra Pradesh and Nagaland responded with “No” about the maintenance of Audit certificate.

12. Do you use any social media platform to inform public about the seizure of narcotics?

7 responses

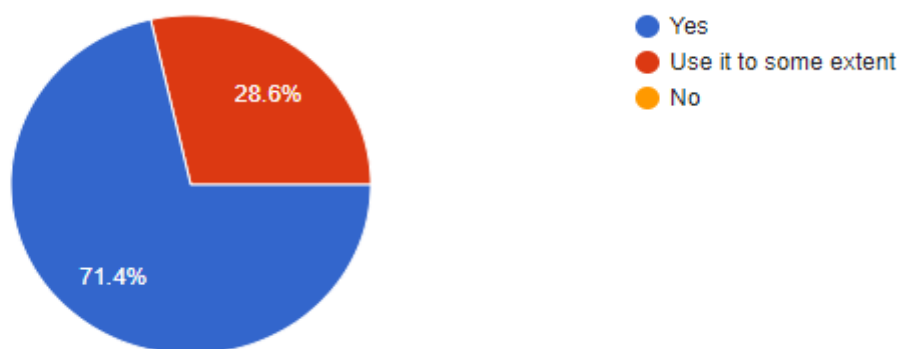


Figure 12- Responses by States/UTs on the use of Social Media Platform for raising awareness about illicit drugs and their consequent harm

Chhattisgarh and Nagaland Responded with "Use it to some extent" while remaining states responded with "Yes". Chhattisgarh and Nagaland have not been using social media so much. The other states use social media more often.

13. Are you facing any issue with the provisions of NDPS Act in terms of implementation in your state?

7 responses

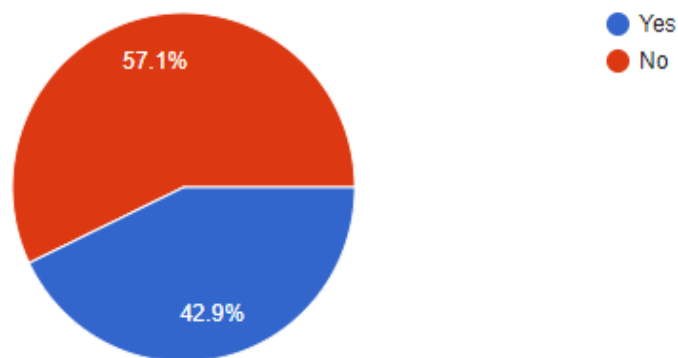


Figure 13- Responses by States/UTs on facing issues with the provision of NDPS Act implementation in their states.

Himachal Pradesh, Manipur and Chhattisgarh are facing with the provisions of NDPS Act in terms of implementation. Mizoram, Karnataka, Andhra Pradesh and Nagaland have face no issues with the provisions of NDPS Act.

14. Has your state achieved the objective of checking the growth of illicit drugs trafficking?

7 responses

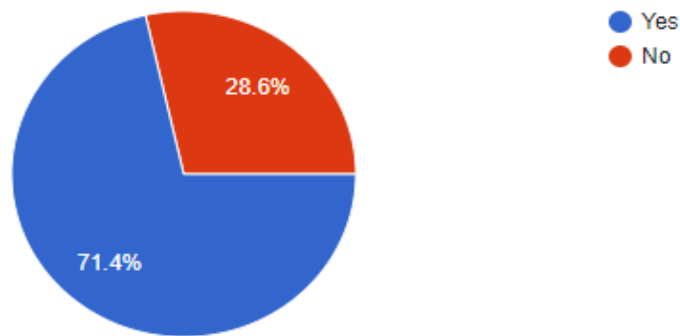


Figure 14 -Responses by States/UTs on achieving the objective of checking the growth of illicit drugs trafficking.

Manipur and Mizoram responded with “No” while rest of the states responded with “Yes”. Manipur and Mizoram have not been able to achieve any major breakthrough in checking the growth of illicit drugs trafficking.

15. Do you want to give any suggestions about this scheme?

7 responses

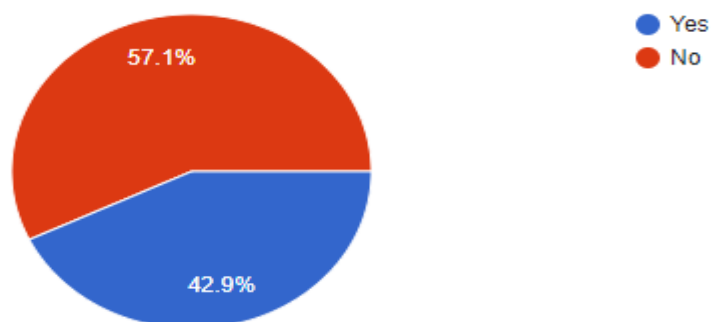


Figure 15 –Responses by States/UTs on suggestion for the Scheme

Himachal Pradesh, Mizoram & Karnataka are willing to give more suggestions about this Scheme to strengthen the narcotics control.

16. Do you think there are gaps in this scheme?

7 responses

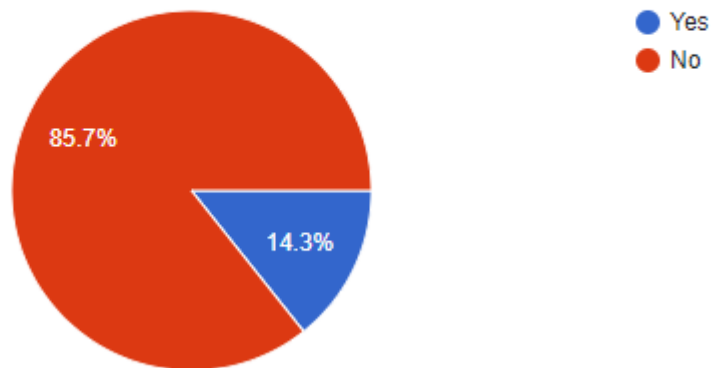


Figure 16- Responses by States/UTs on Gaps in the Scheme

Only Karnataka out of all the responded states felt that there are some gaps in this Scheme while other 6 states are satisfied with the scheme for they see no gaps in the Scheme.

17. Has the scheme helped in procuring the infrastructure to control illicit trafficking of drugs?

7 responses

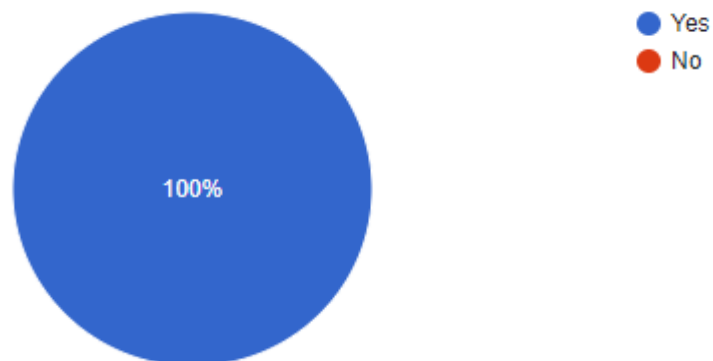


Figure 17 –Responses by States/UTs on whether the scheme helps in procuring the infrastructure to control illicit trafficking of drugs.

18. Do you run awareness campaigns on drug abuse in your state?

7 responses

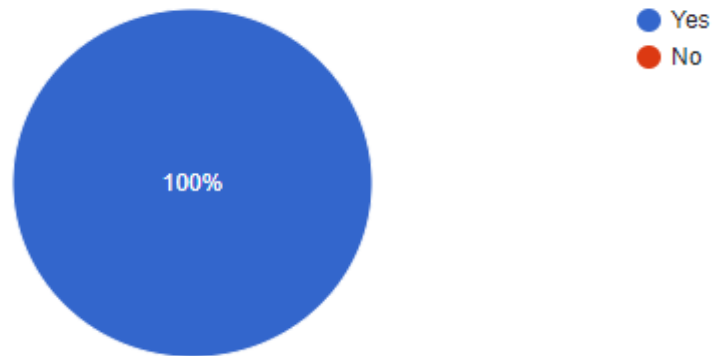


Figure 18- Responses by States/UTs on Awareness campaigns on drug abuse in their states/UTs

All states have answered in affirmation on the above question.

19. Do you have sufficient health infrastructure for de-addiction of drug abuse patients?

7 responses

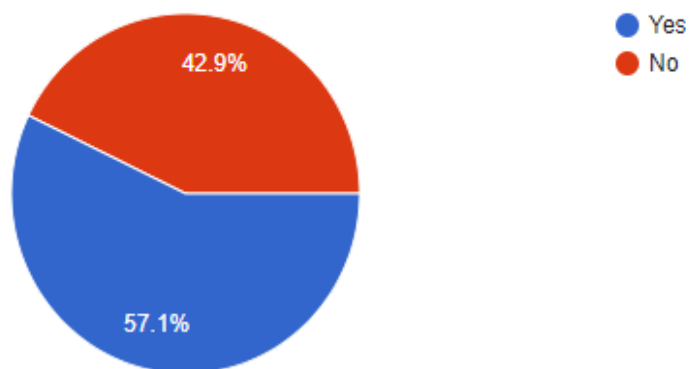


Figure 19 –Responses by States/UTs on the sufficient health infrastructure for de- addiction of drugs in their states

20. Do you have rehabilitation programme for the drug addicts in your state?

7 responses

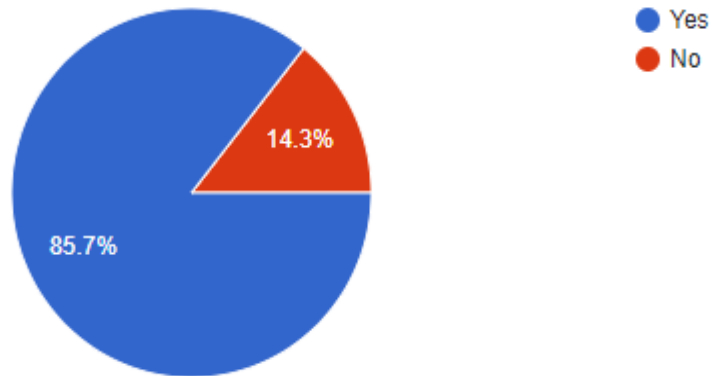


Figure 20 –Responses by States/UTs on Rehabilitation programme

Only Himachal Pradesh has responded with "No" on the above question while rest of the six states responded with "Yes".

21. How often you seize psychotropic substances smuggled in your state?

7 responses

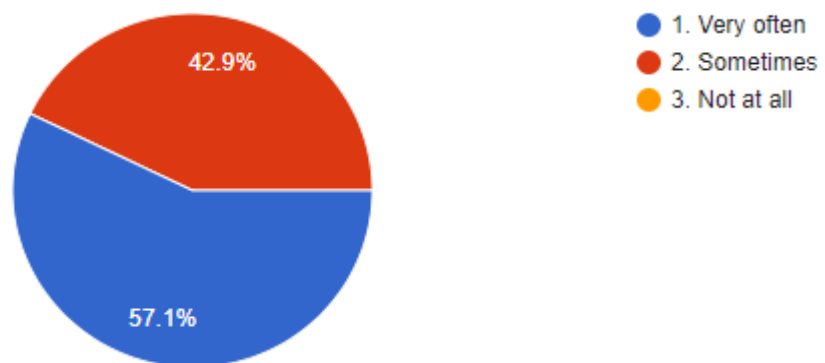


Figure 21 –Responses by States/UTs on the Seizure of Psychotropic substances

Manipur, Mizoram, Karnataka and Chhattisgarh have responded with “Very Often”, signifying that these states are more actively involved in the seizure of psychotropic substances in their respective territories while Himachal Pradesh, Andhra Pradesh and Nagaland responded with “sometimes”.

22. Do you conduct joint search operation with other states to check illegal supply of drugs?

7 responses

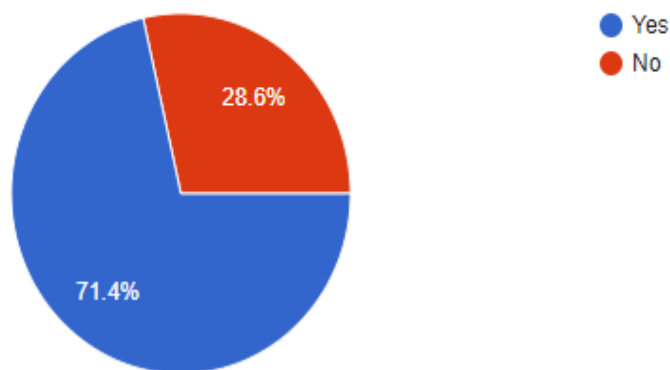


Figure 22 -Responses by States/UTs on Conducting of Joint Search Operations with other states to check illegal Supply of Drugs.

The response of Mizoram and Nagaland was “No” and the rest of the five states responded with a “Yes”. It means Mizoram and Nagaland have never conducted any joint search operation with any other state to check the illegal supply of drugs.

23. What is the age group of drug-addicts caught with drugs in your State?

7 responses

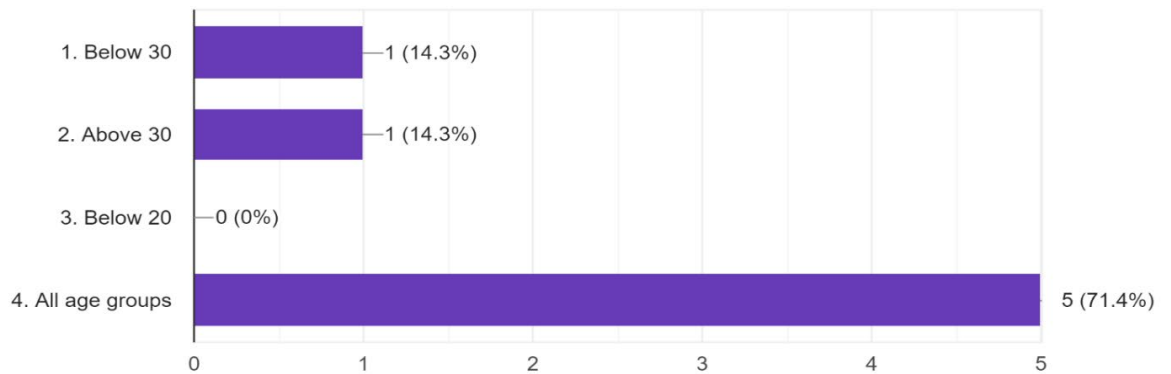


Figure 23 -Responses by States/UTs on the Age group of drug- addicts in their States

Himachal Pradesh responded with “Below 30”, Chhattisgarh responded with “Above 30” and Manipur, Mizoram, Karnataka, Andhra Pradesh & Nagaland have giving their consent with “All age groups”.

24. Are the doctors well trained to treat drug addicts in your State run hospitals?

7 responses

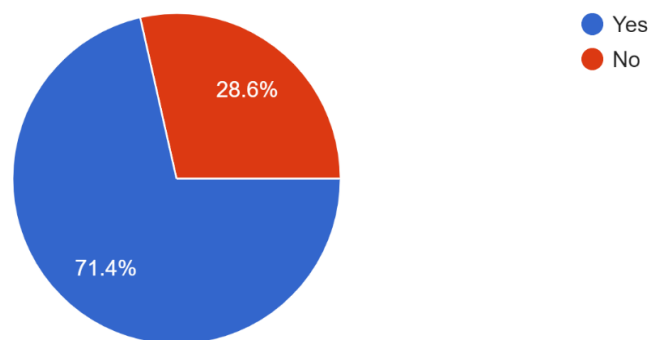
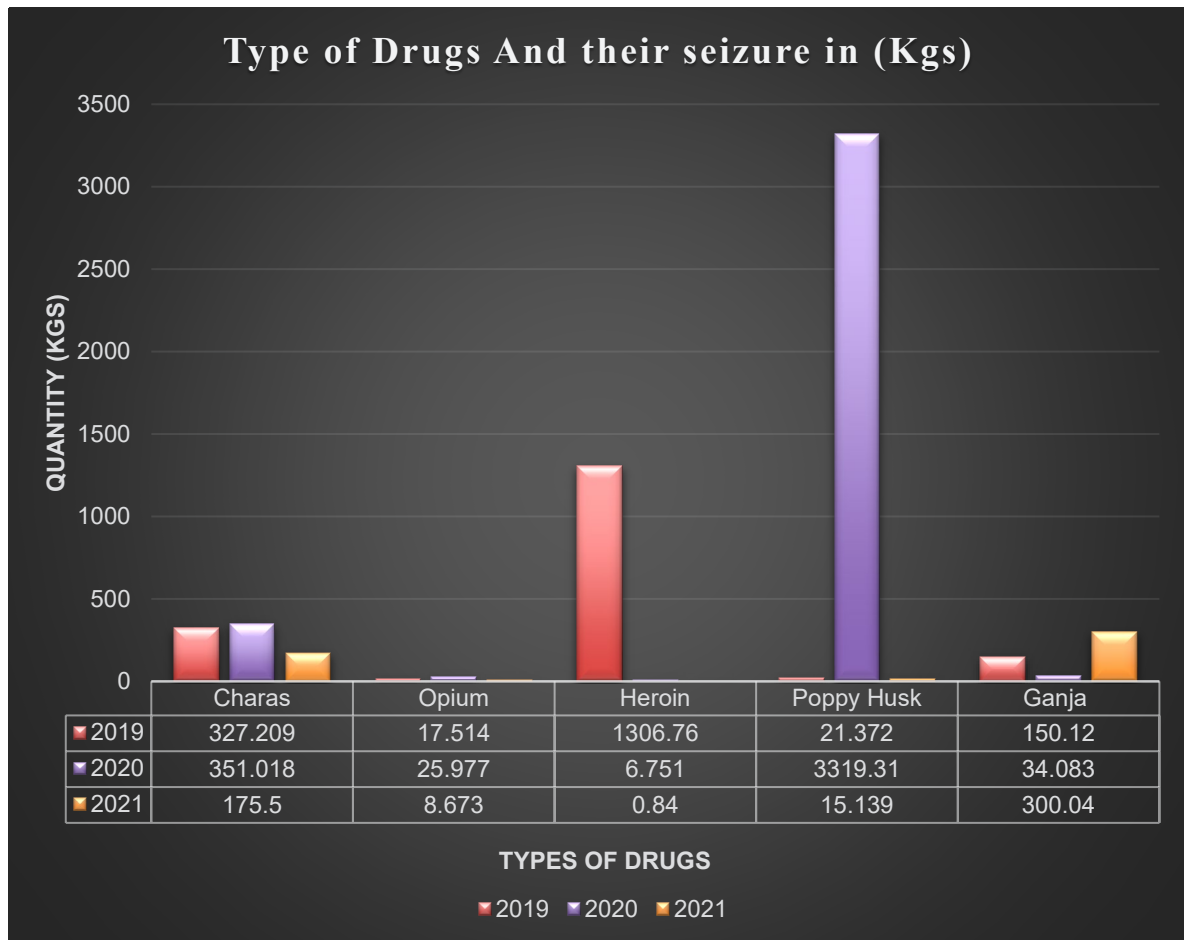


Figure 24 -Responses on Training of doctors to treat the Drug Addiction.

Mizoram and Karnataka said “No” while remaining states said “Yes”

TREND ANALYSIS OF THE SEIZER DATA RECEIVED BY DIFFERENT STATES (2019-21)

HIMACHAL PRADESH



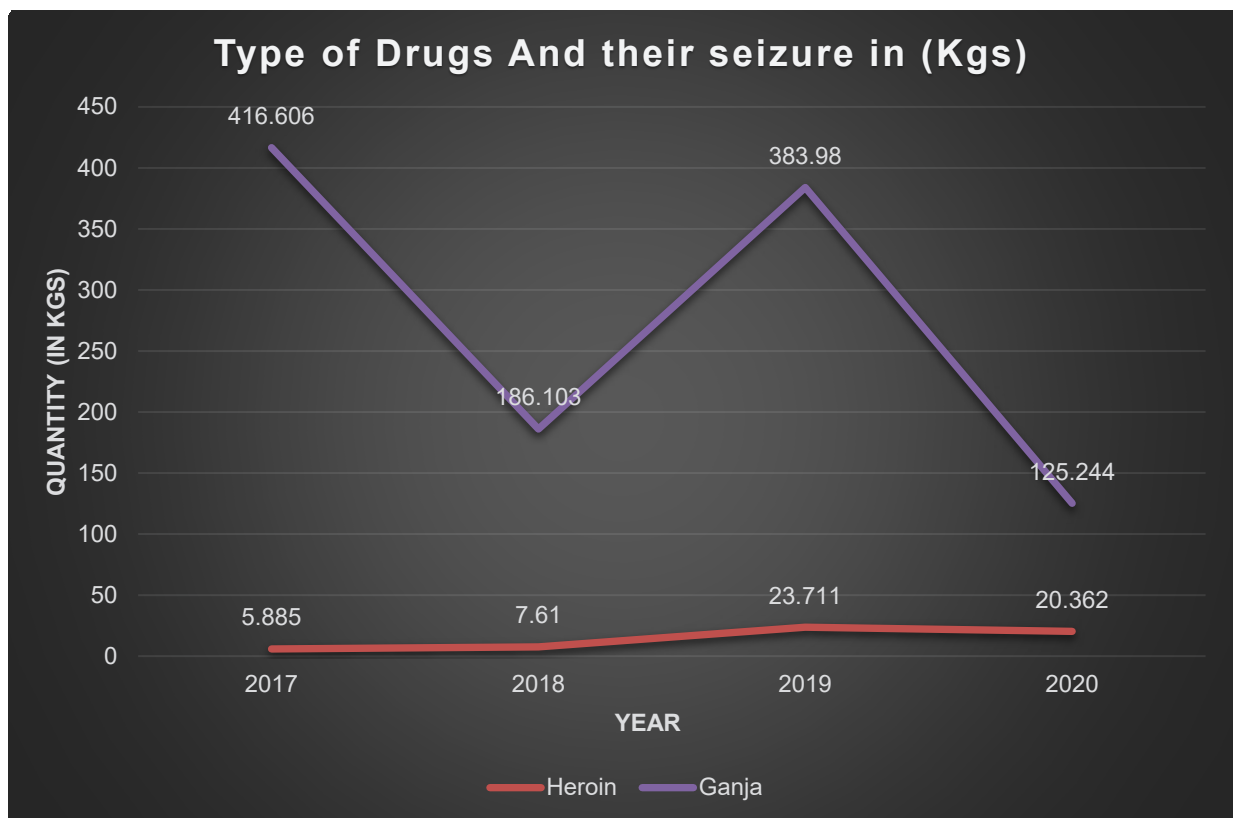
(Graph 21)

Himachal Pradesh has been consistently involved in transportation of drugs in last three years with high quantity of drugs like Charas, Ganja and Poppy husk which were seized from different areas in large amount from last three years. Opium and Heroin have shown comparatively low consumption from last year due to which the quantity recovered from these are less in quantity. There is sudden increase in consumption of Ganja in 2021 as the quantity seized by the NCB is more than every other drugs shown in the table.

TREND ANALYSIS OF THE SEIZER DATA RECEIVED BY DIFFERENT STATES (2019-21)



MIZORAM

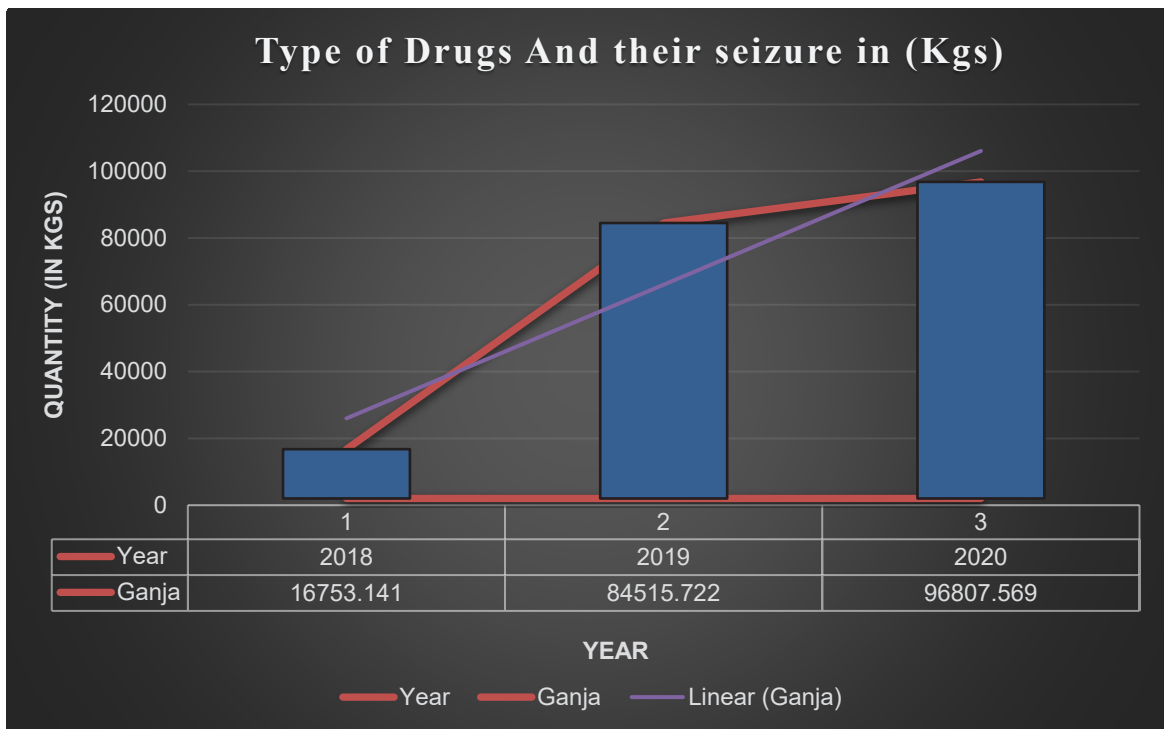


Graph 21(1)

Mizoram has seen consistent low consumption of Heroin in last four years compared to Ganja which was more in 2017 and 2019. From last year there is mere less consumption of both the drugs in Mizoram as the drugs seized in 2020 is in very less quantity, A positive response that concludes that there is an active involvement of NCB which are making every possible efforts to arrest more number of drugs traffickers and peddlers. The trend of illicit trafficking of drugs in the region has shown a significant increase in the recent past. The bulk of these are smuggled to Bangladesh through Mizoram-BD border and also for local consumption in big cities and as party Drugs.

TREND ANALYSIS OF THE SEIZER DATA RECEIVED BY DIFFERENT STATES (2019-21)

ANDHRA PRADESH



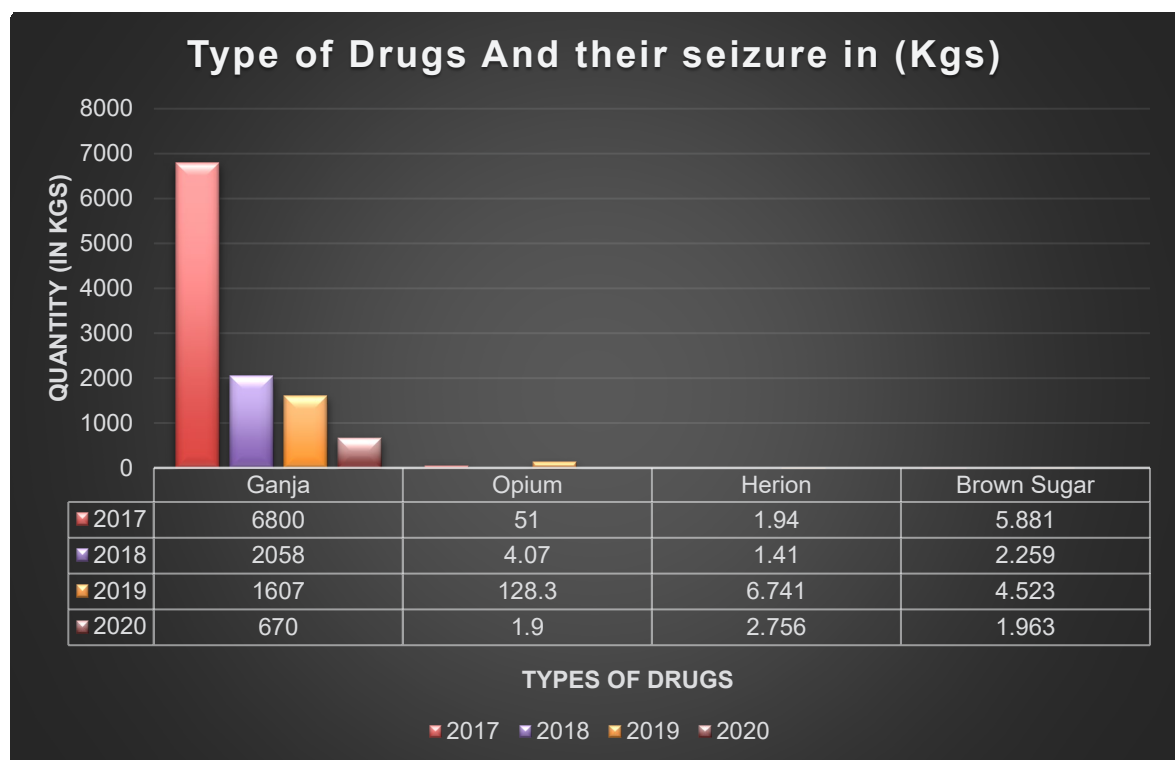
Graph 21(2)

There has been consistent rise of consumption of Ganja in Andhra Pradesh from past three years, the graphical presentation above clearly states that there has been rise in seizer of Ganja from 2018 to 2020. Proper facilitation of equipment's should be provided to the local police and the NCB of Andhra Pradesh to control the flow of Ganja as well other drugs in future.

Most them are in the age group of 17 to 30 and about 80% of them are college students, sources said, adding that drugs were freely available in some premium colleges, especially in the hostels and many of the addicts themselves had turned to peddlers to fund their vice.

TREND ANALYSIS OF THE SEIZER DATA RECEIVED BY DIFFERENT STATES (2019-21)

NAGALAND



Graph 21(3)

Nagaland has been involved in a constant transportation of Ganja to not only their state but to other northern states of India. But there has been a sudden decrease in the transportation of Ganja from last three years.

The transportation of other drugs and synthetic drugs seem to be in less quantity compared to Ganja which is in very huge amount but has comparatively decreased in these previous years due to high patrolling of the local police and the Narcotics department of the Nagaland.

HIGH USE OF ILLICIT DRUGS IN INDIA

PREVALENCE OF OPIOID USE IN INDIA IS MUCH HIGHER THAN THE GLOBAL OR ASIAN AVERAGE

DRUGS CATEGORY	WORLD AGE (15-64)	ASIA AGE (15-64)	INDIA AGE (10-75)
OPIOIDS	0.70%	0.40%	2.06%
CANNABIS	3.90%	1.90%	1.20%
ATS	0.70%	0.59%	0.18%
COCAINE	0.37%	0.03%	0.11%

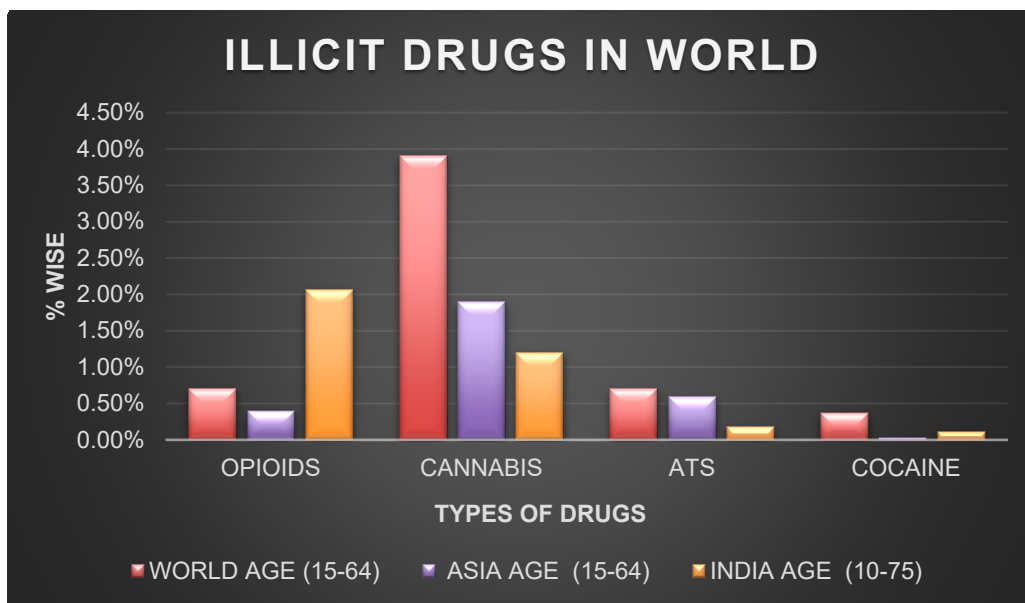
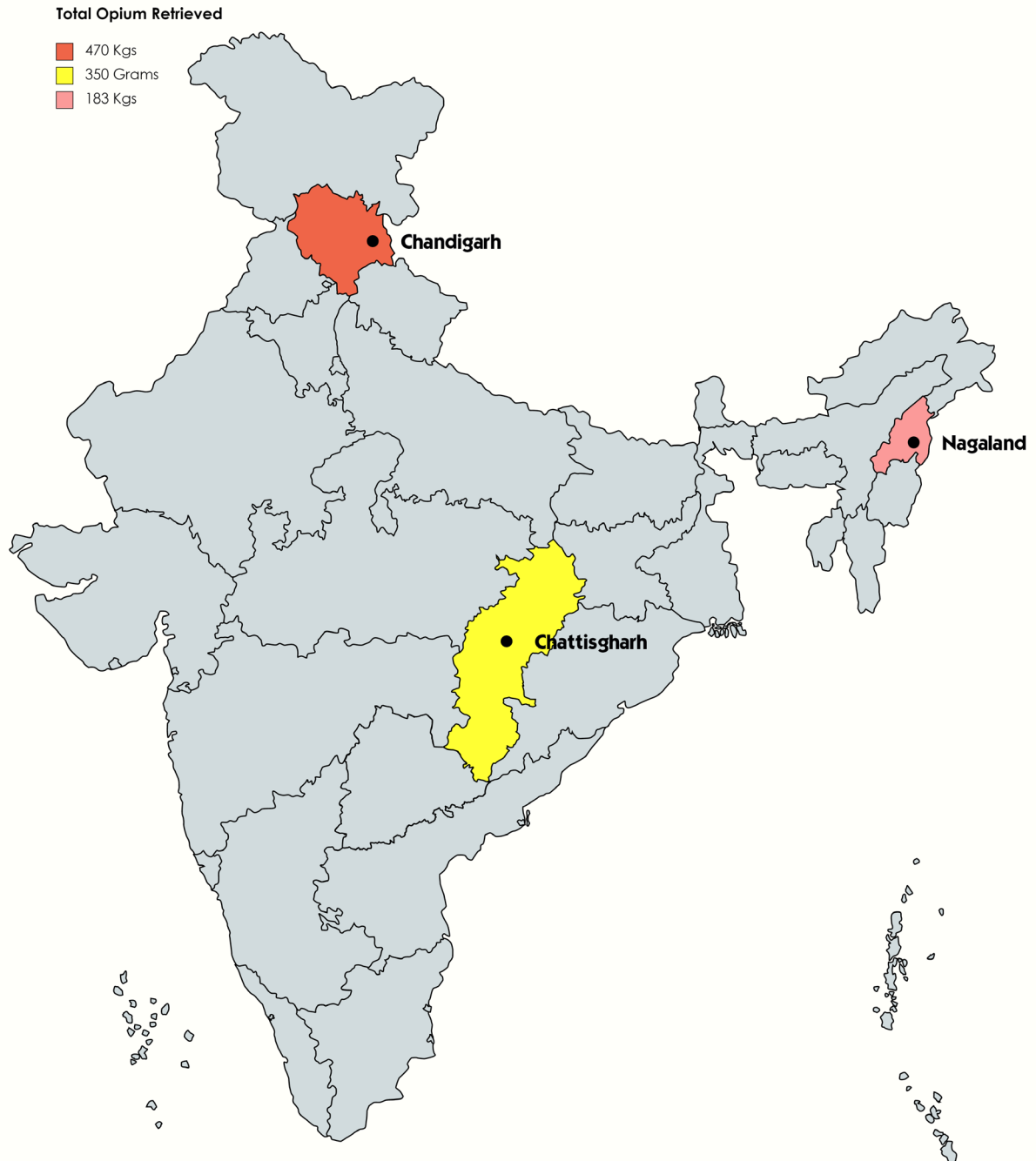


FIG 25- CONUMPTION OF DRUGS IN DIFFERENT REGION

It can be observed that cannabis is the most popular drugs among people age between 15 to 64 and the increasing rate every year is not a good signal that our young generation are getting trapped in all this dark world of harmful drugs where every year thousands of people die in India and everywhere around the world.

GRAPHICAL REPRESENTATION OF OPIUM IN STATES

(Opium Seizure in different states from 2017-2020)

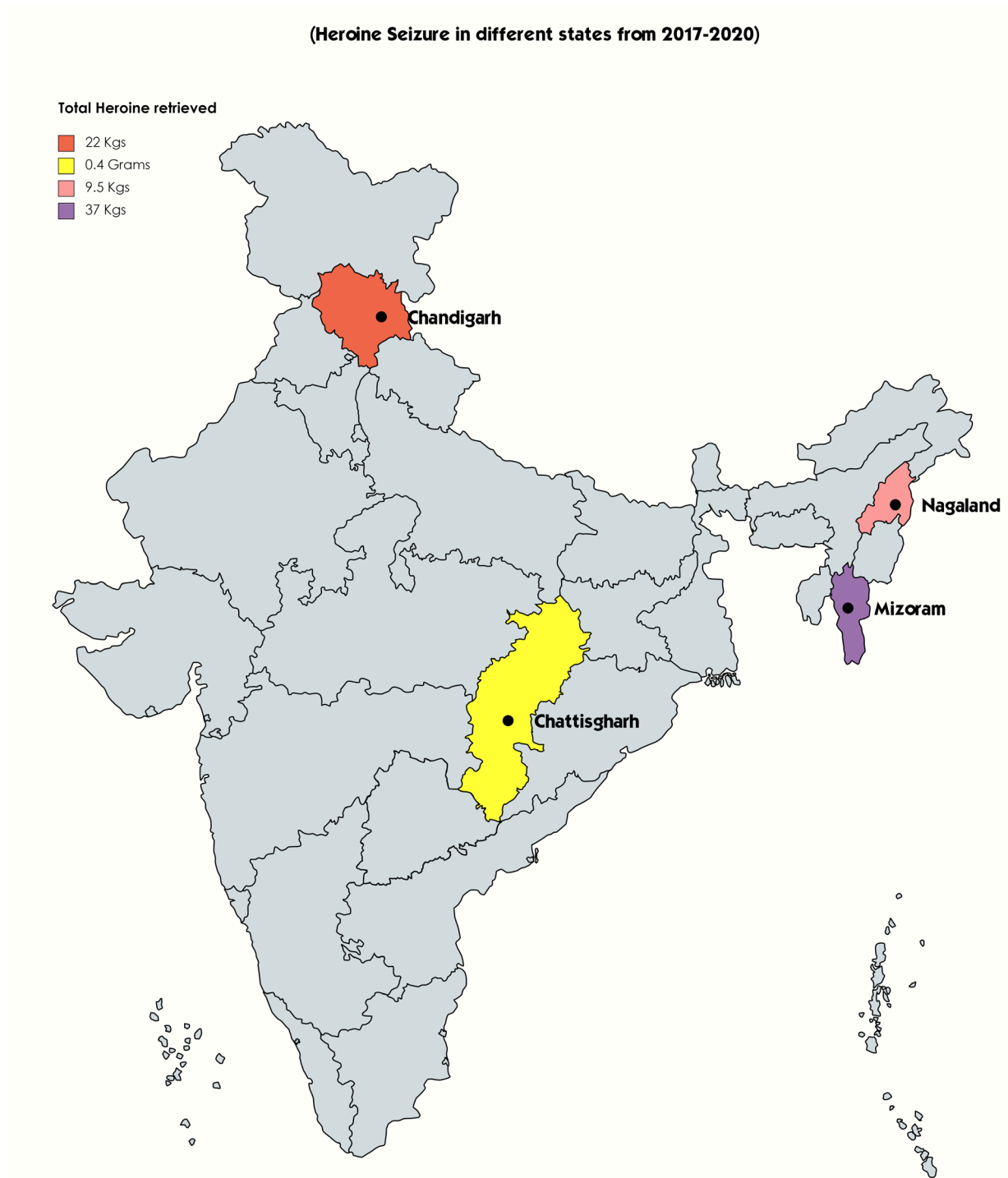


(Data received from the Google forum survey)

(Fig 22)

The data visualization is concluded with the help of graphical representation of the map in which the total seizer of opium has been show in three different states from the year 2017-20

GRAPHICAL REPRESENTATION OF HEROINE IN STATES

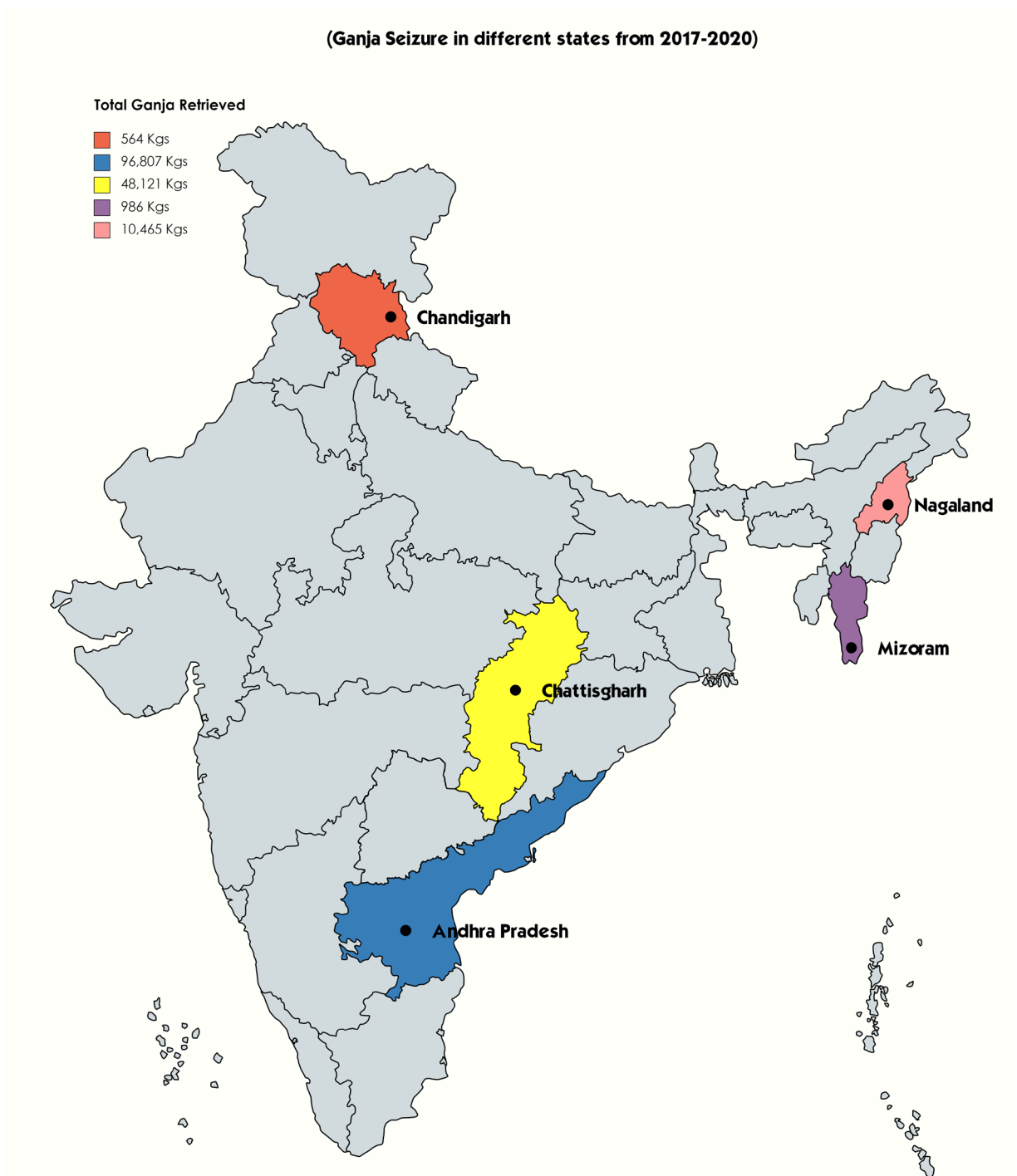


(Data received from the Google forum survey)

(Fig 23)

The data visualization is concluded with the help of graphical representation of the map in which the total seizure of Heroin has been shown in four different states from the year 2017-20

GRAPHICAL REPRESENTATION OF GANJA IN STATES



(Data received from the Google forum survey)

(Fig 24)

The data visualization is concluded with the help of graphical representation of the map in which the total seizer of Ganja has been show in five different states from the year 2017-20.

INTERPRETATION OF THE GRAPHICAL PRESENTATION

Himachal Pradesh-

In year 2019, a total of 1439 cases were registered in State with seizure of 327.209 Kg Charas, 17.514 Kg Opium, 7.960 Kg Heroin,

- In year 2020, a total of 1538 cases have been registered in the State with seizure of 351.018 Kg Charas, 25.977 Kg Opium, 6.751 Kg Heroin, 3319.31 Kgs Poppy Husk,
- In year 2021 up to 31.01.2021, a total 138 cases have been registered in the state with seizure of 175.500 Kg Charas,

Drug Free Himachal App Drug Free Himachal Mobile application: -

- A mobile phone application “Drug Free Himachal” has been launched by Himachal Pradesh Police.
- This application has been devised to control illicit trafficking, sale and use of Narcotics

Mizoram-

- Building of Information Network (specially near the international & Inter State borders)
- Random checking of vehicles coming through the borders mentioned in (1)
- Use of social network platforms like YouTube, Instagram, WhatsApp to give awareness on drugs

Karnataka-

- Each drug has a different demand and supply chain, Ganja is the most frequent and used in all age and economic profiles, Synthetic drugs like MDMA, Cocaine, LSD are typically used by the younger generation and party goers , they are a more affluent clientele with suppliers being Nigerians or sourced through Dark net.
- Hence wider publicity of anti-drug measures, anti-drug helpline, reaching out to the younger generation like students have been done.

Chattisgarh-

- Road petrol, other state coordination, nakabandi, whical caking, officer training.

Andhra Pradesh-

- Organizing enforcement work regularly

Nagaland-

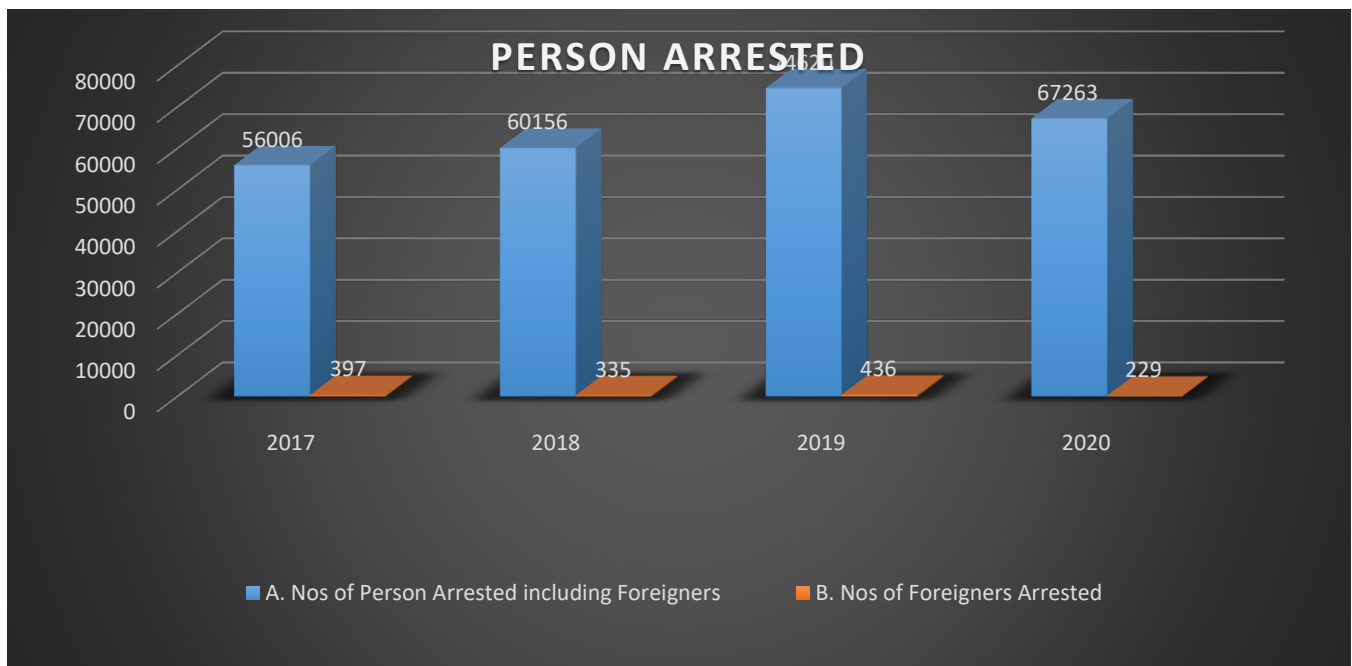
- Awareness drives against Drug Abuse
- Drug Control through seizures and arrest of Drug Traffickers

All the data collected was a comprehensive information about how the NCB is taking precaution and steps to control different traffickers around the state. Proper training to specific department has been provided by the organization to deal with the worst situation and awareness drives are also initiated in backward region of the states to aware people that these drugs traffickers are doing a crime by selling all this illegal substance to people of their society.

TOTAL PEOPLE ARRESTED IN THE YEAR (2017-2020)



TOTAL PEOPLE ARRESTED IN THE YEAR 2017-2020				
	2017	2018	2019	2020
A. Nos of Person Arrested including Foreigners	56006	60156	74620	67263
B. Nos of Foreigners Arrested	397	335	436	229



Graphical representation of the above table concludes total people arrested in year 2017 to 2020 has been constantly increasing which includes foreigners and Indians.

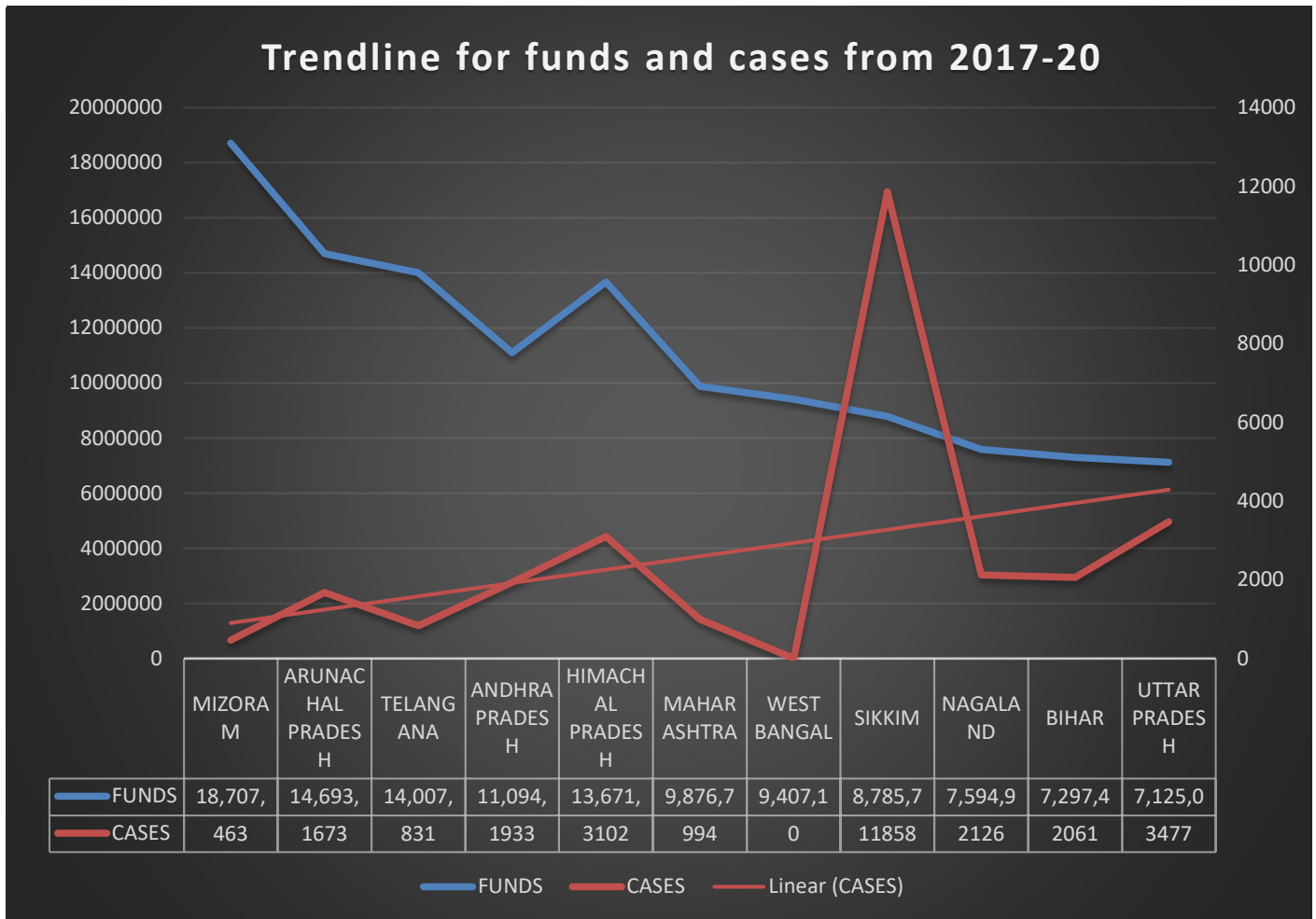
TOTAL NUMBER OF CASES REGISTERED IN DIFFERENT STATES FROM THE YEAR 2017-20

ACTION TAKEN AGAINST PERSONS INVOLVED IN DRUG TRAFFICKING				
	2017	2018	2019	2020
A. No of person prosecuted	36067	52083	76819	44892
B. No of people convicted	27949	21446	30151	10666
C. No of people acquitted	5093	6360	7923	3749



People who have been arrested till now in the year 2020 is more than 10,000. The number of prosecuted people is also increasing every year compared to the people who are presented in court and arrested. Other than that people who have been granted bail is decreasing that concludes more people are actually arrested compared to acquitted.

FUNDS AND CASES FOR THE YEAR 2017-20



The graph concludes that there has been increase in number of cases when the funds are going down. This graph consist of funds of top 10 states for the year 2017 to 2020. The gross total of the funds have been caculated which is vice a versa compared the 3 years cases registered for these states.

As the funds allocated to these states has been projected in the blue line which is seemlesly decreasing so the trendline for the cases have been rising in the red line.

More funds should be allocated to border states as most of the trafficking is done from that side only.



RECOMMENDATIONS AND SUGGESTIONS

RECOMMENDATIONS AND SUGGESTIONS

•Scheme to be continued

IIPA recommends continuation of the Scheme for Assistance to States & UTs for Narcotics Control because it is the flagship scheme aimed to prevent and combat abuse and illicit traffic of drugs with the financial help provided by the Centre to States/UTs. The Scheme underlines our country’s commitment to eradicate illicit drugs, their trafficking and to promote safe drugs meant for public welfare.

•Provision for Advanced Forensic Tools

India is one of the main sources of psychotropic substances sold through illegal Internet pharmacies. NCB may consider appropriate ways to crack down on “dark web” operating with crypto-currency. Hence, we recommend advanced forensic tools for dark web scanning and anonymous browsing/surfing.

•Streamlining of statistics

NCB may consider strengthening the coordination with states. The mechanism of collection of statistics on legitimate manufacture, trade, use, consumption and stocks of narcotic drugs, psychotropic substances and precursors may be strengthened and streamlined.

•Increase reliance on PFMS

Narcotics Control Bureau may consider aligning the disbursement of funds through the Public Financial Management System (PFMS) and states/UTs may also come forward to manage the financial assistance through PFMS.

•Involvement of NGOs and civil society

NGOs constitute the main arm in the society facilitating social change, NGOs like Kripa Foundation may be roped in by NCB to spread awareness on the illicit drugs.

•Unspent amount may be surrendered by the States/UTs

States may submit their Utilization Certificate of the funds to Narcotics Control Bureau. This will ensure transparency and accountability on the part of the states. Importantly, states with unspent or unused amount may surrender the amount to NCB and go for fresh application.

•Reliance on technical surveillance

More focus should be given by NCB to enable states/UTs to procure technical equipment under the scheme like drones for monitoring cultivation in forest areas, night-vision cameras, sophisticated CCTV cameras, modern sophisticated weapons like hand-held contraband detector to check the presence of drugs.

RECOMMENDATIONS AND SUGGESTIONS

•PMU in place

A Project Monitoring Unit (PMU) will ensure proper monitoring of the activities undertaken by the States and UTs in compliance with the directives of the Narcotics Control Bureau under the scheme. Without regular monitoring the scheme will wither away. Thus, a PMU is the need of the hour.

•Auditing to be made easy

Auditing mechanism mandated by NCB after funds getting disbursed to the States/UTs may need to be simplified and coded out clearly by NCB as the beneficiaries of the Scheme (States/UTs) find it difficult to process the auditing mechanism.

•Submission of Annual Performance Reports by States/UTs

As a natural corollary to bring about transparency in funds utilization, States/UTs may be asked by NCB to file their Annual Performance Report every year, thus enabling NCB to monitor the real progress of the Scheme on a regular basis.

•Portal for States Performance Activities

NCB may create an interactive dashboard and a dedicated portal where the States/UTs can upload their annual performance reports, Audit Certificates, Utilization Certificates, achievements and other related data for better coordination and monitoring.

•Ranking of States and Zones

To encourage competitiveness under the scheme, NCB may start with ranking of states in terms of funds utilization and accordingly reward the best performing State/UT based on few parameters like the fund utilization, Annual Performance Report filing, instances of seizure of illicit drugs, awareness programmes, number of rehabilitations programme, enforcement and coordination for drugs trafficking etc.

•Border States deserve more fund allocation

The northern region of J&K, Uttarakhand should be given more funds. Kashmir has been through the two decades of turmoil that resulted in an increase of psychiatric illness and psychosocial disturbances. A number of psychiatric problems have emerged like Depression, OCD, PTSD, Drug Addiction, etc. Specifically, Punjab is near to the Golden Crescent, thus, it should be allocated more funds. Similarly, Mizoram, the north-eastern state that has been worst affected by illicit drugs should continue receiving large share from the pool of funds.

•Focus on destroying cultivation of harmful crops

Some states have large chunks of plant-based drugs like cannabis in Odisha, Bihar, Jharkhand and north-eastern states. NCB may consider coordinating with the State Governments of these states and expedite the destruction of cannabis cultivation with proper procedure.

Suggestions on Enhancing Front End UX/UI of the NCB Website

1

NCB Logo align - The logo should be aligned in the top left corner of the header of the page as the uneven space does not look presentable when the home page is loaded.

2

Dashboard color combination- More colors can be used with combination of saffron that can be put in the header of the website and synced with the text used in the page.

3

Contact NCB Tab - The contact section in the footer should be aligned to the center to look more presentable and justified

4

Linking PFMS Interface to improve UIX- As most of the records that are received for the data analysis are incomplete and insufficient to make any proper conclusion. By adding the PFMS portal in the navigation panel users can register their organization and can fill for the unspent funds and the UC which will help the NCB to rectify which state received funds for the respective years and which not.

5

Replacement of the Images used in the homepage- The images used in the front homepage can be replaced with some high quality images and some shadow effects beneath the images can be implemented to make it more tidy.

6

Background image add in the navigation section- Since the navigation links of the homepage are aligned on the left which leave all the rest space unused. To utilize that space, we can add a background image which will enhance its presentation since it is a homepage.

7

Improvement in the display of the table- The designation table in the footer can be made more presentable so that user can get most out of it.

Suggestions on Enhancing Front End UX/UI of the NCB Website



Select Language



Our Motto

Intelligence, Enforcement, Coordination



Our Mission

Prevent and combat abuse and illicit traffic of drugs



Our Vision

Endeavour for a drug free society

Improving UI/UX of navigation panel, and replacing HD photos with these pixelated ones.

Utilizing unnecessary space in the web page by integration PFMS Portal with help of API intergration



Select Language

NAVIGATION

- Organisation
- Conventions
- Legislations
- Drugs of Abuse
- Demand Reduction
- Policy Strategy & Mechanism
- Coordination
- Vacancies **NEW**
- For NCB Personnel
- Recruitment Rules
- Important Seizures
- Training
- Important Visitors



Public Financial Management System - PFMS

O/o Controller General of Accounts, Ministry of Finance

- Forgot Password?
- Register Agency
- New User Registration Form
- Register MIS Reports Users
- Get Password By Unique Agency Code
- Register State Govt. DDO
- Register DBT Beneficiary Mgmt Checker
- Register Treasury Users

Log In

2021-2022

Username

Password

Log In



ANNEXURES

ANNEXURE 1 -Third Party Evaluation of "Assistance to States and UTs for Narcotics Control" Scheme of NCB,05 February 2021



ANNEXURE I

IIPA Questionnaire

For

Third Party Evaluation of "Assistance to States and UTs for Narcotics Control" Scheme of NCB

05 February 2021

Please share details on the following:

Operational Issues, Manpower Analysis

1. How does this scheme work with the inter-state operational issues arising out of cross-border activities?
2. Please share the details of Trained workforce and other manpower employed under the scheme.

Organizational Structure

1. Define the hierarchy or organizational structure of different Centre/state nodal agencies/ task force deployed under the scheme.
2. What is NCB's Modus Operandi for conducting raids, seizures and preventing of drug trafficking in the States?

Assistance under the Scheme

1. Is there a criteria set for procurement of equipment by NCB for the States? Share the details.
2. Please share the details of the types and models of the following equipment recommended by NCB to the states under the scheme:
 - Surveillance equipment.
 - Laboratory equipment.
 - Vehicles for patrolling/surveillance.
 - Computers and their accessories.
 - Fax machine and photocopies; and
 - Training equipment & other aids
 - Other equipment useful for enforcement.
3. Is there a procurement agency for purchasing the equipment decided by the NCB?

If yes, share the details.

If No, then how does the States decide the procurement process? Share the details.

4. What are the types/forms of non-enforcement activities recommended by the NCB under this scheme? Please share the state-wise details of such activities carried out during the last three years i.e., between 2017-2020)
5. In the revised guidelines, para no. 4, it is mentioned that the scheme aims *to finance state governments/UTs to strengthen their enforcement capabilities* for combating illicit drug trafficking.
6. How does NCB define these enforcement capabilities?
7. Is providing financial assistance for equipment the only way of strengthening the capabilities of state government?
8. Are Trainings, Research & Development (R&D) included in this scheme?
9. Please share details regarding Equipment's Expected Lifespan that are procured under the scheme.

10. Tell us about on “Spot Testing Kits” which are most useful & at present how many states are using it?
11. How does NCB store the Drugs Evidence in its Custody?
12. How many States have Advance Forensic labs in what quantity? Share state-wise details.
13. What is your Scanning Module for drugs at Sea Ports, airports & at border areas?
14. How does NCB destroy psychotropic Drugs that are seized? (Please tell us the method)
15. Do you think relevant testing are being timely carried out?
16. What is NCB’s Forensic lab report mechanism?
17. Does NCB use any RFID SYSTEM for detection of drugs during raids or seizures? Please share details.

Scheme Achievements/Contribution of Scheme

1. Share details on the following:
 - No. of proposals received, accepted, and rejected.
 - Total no. of states which have received financial assistance during 2017-2020.
 - Sustainable Development Goals (SDG) served, if any.
 - National Development Plans (NDP) served, if any.
2. Is there an internal evaluation of states conducted by NCB on the basis of the performance of each state? What are the parameters of evaluation?
3. Is there a rewarding system for the states performing better?
4. What is the reviewing procedure for the states which not performing?

Gaps in Achievements of Outcomes

1. Are there any mandatory targets set for states which take the financial assistance under the scheme? if yes, please share the details. If no, then why?
2. Has there been any gaps in achievement of Outcomes by any State?

Issues & Challenges

1. What are the challenges faced during the implementation of the scheme?
2. Are there any challenges faced during monitoring of the states by NCB?
3. Is UC submission by the states mandatory under the scheme?
 - If Yes, Why are some states not regular toward UC submission?
 - If No, then why is it not mandatory?
4. Is the Budgetary allocation satisfactory under the scheme?
5. What are the short term and long terms fund utilization plans of NCB? How does this pattern of utilization benefit the organization?
6. Are there any Administrative Issues involved during the functioning of the scheme?
7. During the execution of raids does NCB face any Procedural Delay? Share in detail.

Acts

1. Are you facing any problem with the provisions of NDPS Act, 1986 which are difficult to prove in courts?
2. Which is more effective law NDPS Act or PITNDPS Act in punishment?
3. Any misuse of protection given under RTI, Act 2005, is there any departmental enquiry conducted for the same?
4. During the enforcement under the Acts, what other kind of problems does NCB face?
5. Does NCB face any Legal Procedural Issues also?

Rehabilitation / Awareness

1. Is there any program related to rehabilitation of the convicts?
2. Do doctors also use any drug substance During the rehabilitation?

3. How many rehabilitations has been done in last three years?

International Conventions

1. Any Prosecution ever executed under “SAARC CONVENTION” or “UNITED NATIONS CONVENTION” in the last year?

Psychotropic Substance Identification

1. When is the New Psychotropic Substance identified generally how long it takes to notify or enlist the substance under the act?
2. In what way & how NCB use this scheme to research about new substances?

Social & Economic Relations

1. Is there any relation between Poverty & psychotropic substances (if yes, few examples)?

Considerations

1. What are the considerations are going on Punjab Govt. recommendation 2018 of direct shoot order?

Monitoring Mechanism

1. What is the procedure of monitoring mechanism? Explain in detail

Demand & Supply Reduction

1. What is the mechanism for Demand & Supply Reduction of Psychotropic Substance?
2. What are the major actions taken for Demand Reduction in the last three years?
3. What are the major actions taken for Supply Reduction last three years?

Vision for the Future

1. What is the NCB’s plan for continuation of the scheme in future? Are there any foreseeable improvements/changes in the scheme earmarked by NCB?

Other

1. Details of different country which are involved in Drugs Supply to India.
2. Share the details about IEC Activities under the scheme
3. Summary of past evaluations since inception of the scheme


Please also provide state-wise data on the following:

S. No.	State	No. of Surveillance equipment	No. of Laboratory equipment	No. of Vehicles for patrolling/ surveillance	No. of Computers and accessories	No. of Fax machine and photocopiers	No. of Training equipment & other aids;	Other equipment useful for enforcement
1	Andhra Pradesh							
2	Assam							
3	Arunachal Pradesh							
4	Bihar							
5	Chhattisgarh							
6	Goa							
7	Gujarat							
8	Haryana							
9	Himachal Pradesh							
10	J & K							
11	Jharkhand							

ANNEXURES

12	Karnataka							
13	Kerala							
14	Madhya Pradesh							
15	Maharashtra							
16	Meghalaya							
17	Mizoram							
18	Manipur							
19	Nagaland							
20	Odisha							
21	Punjab							
22	Rajasthan							
23	Sikkim							
24	Tamil Nadu							
25	Telangana							
26	Tripura							
27	Uttar Pradesh							
28	Uttarakhand							
29	West Bengal							

ANNEXURE 2-Questionnaire for Third Party Evaluation "Scheme for Assistance to States & UTs for Narcotics Control"

	<p>Questionnaire for Third Party Evaluation:</p> <p>"Scheme for Assistance to States & UTs for Narcotics Control"</p>
---	---

Questionnaire for the States

1. What is the current status of narcotics control in your state depending on the cases trend?
2. How does this Scheme is helping you to strengthen your enforcement activities?
3. Do you have any other scheme in your state for the narcotics control?
4. Any Non-Enforcement Activities done in the last three years.
5. Kindly provide us the seizure data (year wise) for the last three years (2017-2020)?
6. How many Forensic chemical laboratories are there in your state? Kindly provide us the details.
7. Do you submit Annual Performance Report under the scheme "Assistance to States/UTs for Narcotics Control"? If yes, kindly give us the details of last three years (2017-2020)?
8. Is the fund you getting under the scheme for narcotics control sufficient for your state?
9. Please tell us the reason for the late submission of UC (If any UC is pending).
10. Do you maintain the audit certificate, if yes, please provide us the details of last three years (2017-2020)?
11. Do you use any social media platform to inform about the seizure of narcotics?
12. Any issue that you are facing with the provisions of NDPS Act?
13. Is there any achievement of your state in terms of better performance provide us the details of last three years (2017-2020)?

Questionnaire for the States

14. Any recommendations & suggestions that you want to give us about this scheme.
15. Any gaps & issues do you see in this scheme.
16. Any remark or special comment on this scheme.
17. How the infrastructure procured by you under this scheme helps you to control illicit trafficking of drugs?

Please fill the list

Sr No.	Item/Equipment	Qty.
1	Button camera with transmitter & receivers	
2	Vehicle (LMVs, SUVs)	
3	Motorcycles	
4	LMV for dog squad	
5	DDK (Drug detection kits)	
6	Identification kit/Drug reference sample	
7	Photocopiers cum fax machine cum scanner	
8	Search Lights	
9	Digital weighing machine	
10	Cordless microphone	
11	Hard disk for backup	
12	CDR & tower dump analysis tools	
13	Drone Cameras	

ANNEXURE 3-“Third Party Evaluation for the Scheme Assistance to the States & UTs for Narcotics Control” Agenda Points



“Third Party Evaluation for the Scheme Assistance to the States & UTs for Narcotics Control”

By

Indian Institute of Public Administration

Agenda Points

1. Kindly share the details about Manpower deployed in your state.
2. What are the Non-Enforcement Activities of the last three years (2017-2020)?
3. Kindly share the details about Annual Performance Report of the last three years (2017-2020).
4. Kindly share the details about Utilization certificate & Audit Certificate of the last three years (2017-2020).

Agenda Points

5. Share the details of the State Action Plan for the Financial Assistance of the last three years (2017-2020).
6. Do you face any problem related to the implementation of the provisions of NDPS, Act?
7. Fund Allocation and Utilization details (for the last three years)
8. Share details about the implementation & monitoring mechanism of this Scheme in your state.
9. Any Achievement of the state for narcotics control.
10. Kindly provide us the Seizure list of the last three years (2017-2020).
11. What are the gaps & issues in the Scheme that you are facing?
12. Any recommendations & suggestions from your side.

ANNEXURE 4- National E-Conference for "Assistance to the States & UTs for Narcotics Control"



The banner features the Ministry of Home Affairs logo on the left, the Central Police Force emblem in the top center, and the Indian Institute of Public Administration logo on the right. The central text reads: **National E-Conference For "Assistance to States & UTs for Narcotics Control"**. At the bottom left, there is a blue folder icon with a white label indicating the date and time: **9th Mar, 2021 11 am**. Next to it is the Cisco Webex logo. On the bottom right, the contact information for the Project Head and Research Officers is provided.

**गृह मंत्रालय
MINISTRY OF
HOME AFFAIRS**
सत्यमेव जयते

INDIAN INSTITUTE OF PUBLIC ADMINISTRATION

**National E-Conference
For
"Assistance to States & UTs for
Narcotics Control"**

Project Head: **Dr. Surbhi Pandey** (9717710362)
Research Officers: Yumna Jamal (9891479077)
Rahul Sharma (8010592929)

Meeting Link: <https://meet66.webex.com/meet/pr1586970133>

Google Form Link for States Responses:

<https://forms.gle/9Gxtu8LTM5bc7SH79>



BIBLIOGRAPHY

BIBLIOGRAPHY

1. <http://narcoticsindia.nic.in/>
2. <http://www.cbn.nic.in/>
3. <https://www.cbic.gov.in/htdocs-cbec/info-act/dg/nacen>
4. <https://legislative.gov.in/sites/default/files/A1985-61.pdf>
5. <https://www.facebook.com/NCBLucknow/about/>
6. <https://www.aiims.edu/en/departments-and-centers/specialty-centers.html?id=414>
7. <https://www.incb.org/>
8. https://www.incb.org/documents/Psychotropics/assessment/2021/psy_assessments_20210319.pdf
9. <https://www.unodc.org/>

